

Indian Trail

FURNITURE



2024

Indian Trail

FURNITURE



A leader in the Northern Indiana furniture industry.

The door to Indian Trail Furniture opened in 1994 by William and Phyllis Ann Troyer. Since then, we have only worked with the finest wood to design quality hardwood beds, handcrafted to last for years to come. Beds that will become family heirlooms for future generations.

At Indian Trail Furniture, we build beds out of hardwood, which is an open-grained wood. Solid wood beds will expand and contract with humidity and temperature changes, even after high quality finishes have been applied. This is a natural part of the wood

character. Controlling humidity will minimize the minor cracking and movement. Humidity should be kept between 35-40% to minimize these effects. If out of these ranges, solid wood will expand and contract causing cracks, gaps, and panel movement that add to its character and beauty. With proper care, solid beds will provide a lifetime of enjoyment.

In every bed built by Indian Trail Furniture there is quality workmanship that assures many years of endurance. Workmanship seen in the attention to details that make each bed unique and beautiful.

Nothing like Quality Construction

In 2016, we conducted a survey on bed rail fasteners. The results showed us we need to go with brackets. The most common comment we received was, "we need it customer friendly. So the customer can set up by themselves – no questions asked." We looked for a good, solid, strong bracket. The bracket we chose is made of steel, providing the strongest construction. It also has a ledge on the bottom for the rail to rest on, so all the weight is on the bracket. The bracket is fastened to the head & foot boards by two hardened steel lag bolts.

We use dovetail slat construction with 4 slats per bed. King size beds have four support legs, and queen size beds have two support legs (full/twin beds do not require support legs). This adds another solid feature to each bed.



Notice of Product Changes

NEW FOR 2024

ITAS-037 Ashland

ITAL-036 Atlantic

ITBT-049 Burlington

ITDO-041 Dover

ITFT-042 Flint

ITTY-043 Troy

FABRIC PANEL OPTION available on

ITCS-026 Chippewa Sleigh

ITTM-035 Trimble

ITAL-036 Atlantic

ITBT-049 Burlington

ITBC-057 Boulder Creek


ITD-069 Dumont

ITFN-075 Finland

ITF-077 Flush Mission

ITE-080 Empire

ITT-093 Timbra



**Don't miss
QUICK SHIP
products
on back cover!**





Artesa – pg 11



Atlantic – pg 13



Atlantic – pg 13



Ashland – pg 14



Boulder Creek – pg 17



Boulder Creek – pg 18



Boulder Creek Mission – pg 19



Burlington – pg 23



Burlington – pg 24



Carlisle – pg 27



Trimble – pg 28



Chippewa Sleigh – pg 31



4

Cottage – pg 33



Denver – pg 35



Dumont – pg 37



Empire – pg 39



Finland – pg 41



Flush Mission – pg 43



4 Panel – pg 44



American Panel – pg 45



Heidi – pg 47



Bow Spindle – pg 49



Brentwood – pg 50



Cannon Ball – pg 51



Non-Wrap – pg 52



Squanto – pg 53



Wrap Around – pg 54



Houston 76 – pg 57



Houston 59 – pg 58



Grandon 76 – pg 59



Grandon 59 – pg 60



Imperial – pg 63



Imperial – pg 63



Ironwood – pg 65



Kascade – pg 67



Lexington – pg 69



Liberty – pg 71



Lincoln – pg 73



Live Wood – pg 75



Maison – pg 79



Monarch – pg 81



Old Classic Sleigh – pg 83



Classic Raised Panel Sleigh – pg 84



Orewood – pg 87



Reno – pg 89



Sequoyah – pg 91



Shaker – pg 93



Dover – pg 95



Flint – pg 96



Troy – pg 97



Troy Panel – pg 97



Stick Mission – pg 101



American Mission – pg 102



Trestle – pg 103



Timbra – pg 105



Timbra – pg 105



Timbra – pg 106



Vandella – pg 109



Vandella – pg 110



Vogen – pg 113



Bed Seats – pgs 117-118



Rough Sawn Bed Seat – pg 118



Low Footboards – pgs 119-120



Captain Bed – pg 122



Murphy Bed – pg 123-124



203 Trail Wall Unit – pg 125



204 Trail Wall Unit – pg 126



Trundle – pg 127



301 Storage Footboard – pg 130



302 Platform Bed – pg 131



303 Platform Bed – pg 132



304 Platform Bed – pg 133



8

305 Platform Bed – pg 134



306 Platform Bed – pg 135



307 Platform Bed – pg 136



Dumont Day Bed – pg 139



Mission Day Bed – pg 140



Panel Day Bed – pg 141



Sleigh Day Bed – pg 142



Bookcase Headboard – pg 144



Bookcase Headboard – pg 145



Boulder Creek Bookcase Headboard – pg 146



Empire Bookcase Headboard – pg 147



Lexington Bookcase Headboard – pg 148



Bookcase Headboard – pg 149



Old Classic Sleigh Bookcase Headboard – pg 150



Ladder Bunk Bed – pg 153



Mission Bunk Bed – pg 154



Shaker Bunk Bed – pg 155



Houston Bunk Bed – pg 156



Artesa

ITA-038

Artesa

*Shown in Queen Size,
Rustic Cherry with Michaels Cherry stain
Standard with wood back panel*

HB 58" - FB 32"

Twin: 46 $\frac{1}{4}$ " W x 83 $\frac{1}{2}$ " L

Full: 59 $\frac{3}{4}$ " W x 83 $\frac{1}{2}$ " L

Queen: 66 $\frac{3}{4}$ " W x 88 $\frac{1}{2}$ " L

King: 82 $\frac{3}{4}$ " W x 88 $\frac{1}{2}$ " L

Cal. King: 78 $\frac{3}{4}$ " W x 92 $\frac{1}{2}$ " L



Artesa



*Optional headboard with
no wood back panel*



*Optional footboard with
no wood back panel*



Footboard detail

Artesa

Artesa

COLLECTION



Shown in Rustic Cherry with Michaels Cherry stain

ITA-038 Artesa Bed by Indian Trail Furniture
Bedroom Furniture by J&R Woodworking

Atlantic

ITAL-036

Atlantic

NEW

with wood or fabric HB panel
*Shown in Queen Size,
Brown Maple with Sandstone stain*

HB 48" - FB 15½"

Twin: 49½" W x 82¾" L

Full: 63" W x 82¾" L

Queen: 70" W x 87¾" L

King: 86" W x 87¾" L

Cal. King: 82" W x 91¾" L



*Shown in Queen Size, Brown
Maple with Sandstone stain
and C2-12 Antarctic Fabric*



Atlantic

Atlantic

Ashland

ITAS-037

Ashland



*Shown in Queen Size,
Brown Maple with Sandstone stain*

HB 53" - FB 24"

Twin: 43 $\frac{3}{8}$ " W x 82" L
Full: 57 $\frac{1}{8}$ " W x 82" L
Queen: 64 $\frac{1}{8}$ " W x 87" L
King: 80 $\frac{1}{8}$ " W x 87" L
Cal. King: 76 $\frac{1}{8}$ " W x 91" L



Atlantic

Ashland

Atlantic

COLLECTION



Shown in Brown Maple with Sandstone stain

ITAL-036 Atlantic Bed by Indian Trail Furniture
Bedroom Furniture by J&R Woodworking

Atlantic

COLLECTION



Shown in Brown Maple with Sandstone stain

ITAS-037 Ashland Bed by Indian Trail Furniture
Bedroom Furniture by J&R Woodworking

Boulder Creek

ITBC-057

Boulder Creek

1¾" x 3¼" posts

*Shown in Queen Size,
Rustic Hickory with Golden Pecan stain*

**BEST
SELLER**

HB 59" - FB 31"

Twin: 44¼" W x 81¼" L

Full: 57¾" W x 81¼" L

Queen: 64¾" W x 86¼" L

King: 80¾" W x 86¼" L

Cal. King: 76¾" W x 90¼" L



*Shown in Queen Size, Rustic
Hickory with Golden Pecan
stain and C2-34 Melody Fabric*



Matching low footboard - 16½" H



Queen / King size Rustic Hickory or Oak

INDIAN TRAIL FURNITURE | 17

Boulder Creek

Boulder Creek

ITBC-057-C

Boulder Creek

*Shown in Queen Size,
Rustic Cherry with Vintage Antique stain*

HB 53" - FB 31"

Twin: 44 $\frac{1}{4}$ " W x 81 $\frac{1}{4}$ " L

Full: 57 $\frac{3}{4}$ " W x 81 $\frac{1}{4}$ " L

Queen: 64 $\frac{3}{4}$ " W x 86 $\frac{1}{4}$ " L

King: 80 $\frac{3}{4}$ " W x 86 $\frac{1}{4}$ " L

Cal. King: 76 $\frac{3}{4}$ " W x 90 $\frac{1}{4}$ " L



Boulder Creek

Boulder Creek

Boulder Creek Mission

ITBC-057-M

Boulder Creek Mission

*Shown in Queen Size,
Oak with Creek Slate stain*

HB 59" - FB 24"

Twin: 44 $\frac{1}{4}$ " W x 81 $\frac{1}{4}$ " L

Full: 57 $\frac{3}{4}$ " W x 81 $\frac{1}{4}$ " L

Queen: 64 $\frac{3}{4}$ " W x 86 $\frac{1}{4}$ " L

King: 80 $\frac{3}{4}$ " W x 86 $\frac{1}{4}$ " L

Cal. King: 76 $\frac{3}{4}$ " W x 90 $\frac{1}{4}$ " L



Boulder Creek Mission

Boulder Creek

COLLECTION



Shown in Rustic Hickory with FC-41610 Golden Pecan stain

ITBC-057 Boulder Creek Bed (Queen size) by Indian Trail Furniture
Bedroom Furniture by J&R Woodworking

Boulder Creek

COLLECTION



Shown in Rustic Cherry with Burnt Umber stain

ITBC-057-C Boulder Creek Bed by Indian Trail Furniture
Bedroom Furniture by J&R Woodworking



Burlington

ITBT-049

NEW

Burlington

with wood panel in HB

*Shown in King Size,
Rustic Rough Sawn Brown Maple
with Sandstone stain, 10 sheen*

HB 76" - FB 24½"

Twin: N/A

Full: 60¼" W x 89¾" L

Queen: 67¼" W x 94¾" L

King: 83¼" W x 94¾" L

Cal. King: 79¼" W x 98¾" L



*Shown in King Size, Rustic
Rough Sawn Brown Maple with
Sandstone stain, 10 sheen and
C2-12 Antarctic Fabric*

Burlington

Burlington

ITBT-049

NEW

Burlington

with fabric panel in HB
Shown in King Size,
Oak with Charwood stain and
C2-12 Antarctic Fabric

HB 76" - FB 24½"

Twin: N/A

Full: 60¼" W x 89¾" L

Queen: 67¼" W x 94¾" L

King: 83¼" W x 94¾" L

Cal. King: 79¼" W x 98¾" L



Shown in King
Size, Oak with
Charwood stain

Burlington

Burlington

COLLECTION



Shown in Oak with Charwood stain

ITBT-049 Burlington Bed (wood panel) by Indian Trail Furniture
Bedroom Furniture by J&R Woodworking

Burlington

COLLECTION



Shown in Rustic Rough Sawn Brown Maple with Sandstone stain, 10 sheen and C2-12 Antarctic fabric

ITBT-049 Burlington Bed (fabric panel) by Indian Trail Furniture
Bedroom Furniture by J&R Woodworking

Carlisle

ITC-078

Carlisle

*Shown in Queen Size,
Oak with Carbon stain*

HB 53" - FB 26"

Twin: 51¼" W x 84½" L

Full: 64¾" W x 84½" L

Queen: 71¾" W x 89½" L

King: 87¾" W x 89½" L

Cal. King: 83¾" W x 93½" L



Carlisle

Carlisle

INDIAN TRAIL FURNITURE | 27

Trimble

ITTM-035

Trimble

**BEST
SELLER**

*Shown in Queen Size,
Oak with Earthtone stain*

HB 52" - FB 20"

Twin: 46" W x 83³/₄" L

Full: 59¹/₂" W x 83³/₄" L

Queen: 66¹/₂" W x 88³/₄" L

King: 82¹/₂" W x 88³/₄" L

Cal. King: 78¹/₂" W x 92³/₄" L



*Shown in Queen Size Brown
Maple with Burnt Umber stain
and C2-12 Antarctic Fabric*

Carlisle

COLLECTION



Shown in Oak with Earthtone stain

ITC-078 Carlisle Bed by Indian Trail Furniture
Bedroom Furniture by J&R Woodworking

Carlisle

COLLECTION



Shown in Oak with Earthtone stain

ITTM-035 Trimble Bed by Indian Trail Furniture
Bedroom Furniture by J&R Woodworking

Chippewa Sleigh

ITCS-026

Chippewa Sleigh

*Shown in Queen Size,
Oak with Vintage Antique stain*

**BEST
SELLER**

HB 52" - FB 25"

Twin: 42 $\frac{1}{4}$ " W x 88 $\frac{3}{4}$ " L

Full: 55 $\frac{3}{4}$ " W x 88 $\frac{3}{4}$ " L

Queen: 62 $\frac{3}{4}$ " W x 93 $\frac{3}{4}$ " L

King: 78 $\frac{3}{4}$ " W x 93 $\frac{3}{4}$ " L

Cal. King: 74 $\frac{3}{4}$ " W x 97 $\frac{3}{4}$ " L



Chippewa Sleigh



*Shown in Queen Size,
Brown Maple with Golden
Brown stain and C2-12
Antarctic Fabric*

Chippewa Sleigh

COLLECTION



Shown in Oak with Vintage Antique stain

ITCS-026 Chippewa Sleigh Bed by Indian Trail Furniture
Bedroom Furniture by J&R Woodworking

Cottage

ITCT-027

Cottage

*Shown in King Size,
Oak with Old Museum stain*

HB 76" - FB 29"

Twin: N/A

Full: 59" W x 88½" L

Queen: 66" W x 93½" L

King: 82" W x 93½" L

Cal. King: 78" W x 97½" L



Split post option

Cottage

Cottage

Cottage

COLLECTION

Cottage



Shown in Oak with Old Museum stain

ITCT-027 Cottage Bed by Indian Trail Furniture
Bedroom Furniture by J&R Woodworking

Denver

ITDV-087

Denver

*Shown in Queen Size,
Rustic Hickory with Earthtone stain*

HB 60" - FB 16"

Twin: 45½" W x 82" L

Full: 59" W x 82" L

Queen: 66" W x 87" L

King: 82" W x 87" L

Cal. King: 78" W x 91" L

available in all wood species



*Shown in Rustic Rough
Sawn Brown Maple with
FC-42000 Almond stain
#10 sheen*

*Rustic Cherry with
FC-10748 Burnt
Umber stain*

*Brown Maple
with FC-15743
Briar stain*

*Rustic Hickory
with FC-40592
Earthtone stain*



Denver

Denver

COLLECTION



Shown in Rustic Hickory with FC-40592 Earthtone stain

ITDV-087 Denver Bed by Indian Trail Furniture
Bedroom Furniture by J&R Woodworking

Dumont

ITD-069

Dumont

**BEST
SELLER**

*Shown in Queen Size, Rustic Rough
Sawn Brown Maple with
Almond stain #10 sheen*

HB 53¼" - FB 24"

Twin: 46¼" W x 83¼" L

Full: 59¾" W x 83¼" L

Queen: 66¾" W x 88¼" L

King: 82¾" W x 88¼" L

Cal. King: 78¾" W x 92¼" L



*Shown in Queen Size, Rustic
Rough Sawn Brown Maple
with Almond stain
and C2-6 Normal Fabric*

Dumont

Dumont

COLLECTION



Shown in Rustic Rough Sawn Brown Maple with FC-42000 Almond stain #10 sheen

ITD-069 Dumont Bed by Indian Trail Furniture
Bedroom Furniture by J&R Woodworking

Empire

ITE-080

Empire

*Shown in King Size,
Brown Maple with Onyx stain*

**BEST
SELLER**

HB 70" - FB 37"

Twin: N/A

Full: 63 $\frac{3}{4}$ " W x 87 $\frac{1}{2}$ " L

Queen: 70 $\frac{3}{4}$ " W x 92 $\frac{1}{2}$ " L

King: 89 $\frac{3}{4}$ " W x 92 $\frac{1}{2}$ " L

Cal. King: 85 $\frac{3}{4}$ " W x 96 $\frac{1}{2}$ " L



*Shown in King Size, Brown
Maple with Burnt Umber stain
and C2-12 Antartic Fabric*



Split post option



King Size Brown Maple or Oak

Empire

COLLECTION



Shown in Brown Maple with Onyx stain

ITE-080 Empire Bed by Indian Trail Furniture
Bedroom Furniture by J&R Woodworking

Finland

ITFN-075

Finland

**BEST
SELLER**

*Shown in Queen Size,
Brown Maple with Earthtone stain*

HB 55½" - FB 26"

Twin: 44¼" W x 82" L

Full: 57¾" W x 82" L

Queen: 64¾" W x 87" L

King: 80¾" W x 87" L

Cal. King: 76¾" W x 91" L



*Shown in Queen Size Brown
Maple with Briar stain
and C2-37 Yoyo Fabric*



Queen / King Size Brown Maple or Oak

INDIAN TRAIL FURNITURE | 41

Finland

Finland

COLLECTION



Shown in Brown Maple with FC-40592 Earthtone stain

ITFN-075 Finland Bed by Indian Trail Furniture
Bedroom Furniture by J&R Woodworking

Flush Mission

**BEST
SELLER**

ITF-077

Flush Mission

HB 48" - FB 24"

*Shown in Queen Size, Brown Maple
with FC-10748 Burnt Umber stain*

Twin: 45 $\frac{1}{4}$ " W x 81" L
Full: 58 $\frac{3}{4}$ " W x 81" L
Queen: 65 $\frac{3}{4}$ " W x 86" L
King: 81 $\frac{3}{4}$ " W x 86" L
Cal. King: 77 $\frac{3}{4}$ " W x 90" L



*Shown in Queen Size, Brown
Maple with Asbury stain and
C2-34 Melody Fabric*

Flush Mission

4-Panel

IT4P-074

4-Panel

*Shown in Queen Size,
Oak with FC-7992 Asbury Brown stain*

HB 53" - FB 22"

Twin: 45 $\frac{1}{4}$ " W x 81" L

Full: 58 $\frac{3}{4}$ " W x 81" L

Queen: 65 $\frac{3}{4}$ " W x 86" L

King: 81 $\frac{3}{4}$ " W x 86" L

Cal. King: 77 $\frac{3}{4}$ " W x 90" L



Flush Mission

4-Panel

American Panel

ITAP-064

American Panel

*Shown in Queen Size,
Rustic Hickory with Chestnut stain*

HB 58" - FB 29"

Twin: 45" W x 83 $\frac{3}{4}$ " L

Full: 58 $\frac{1}{2}$ " W x 83 $\frac{3}{4}$ " L

Queen: 65 $\frac{1}{2}$ " W x 88 $\frac{3}{4}$ " L

King: 81 $\frac{1}{2}$ " W x 88 $\frac{3}{4}$ " L

Cal. King: 77 $\frac{1}{2}$ " W x 92 $\frac{3}{4}$ " L



Bevel caps standard

American Panel

Flush Mission

COLLECTION



Shown in Brown Maple with Almond stain

ITF-077 Flush Mission Bed by Indian Trail Furniture
Bedroom Furniture by J&R Woodworking

Heidi

ITHI-079

Heidi

*Shown in King Size,
Sap Cherry with Old Museum stain*

HB 64 $\frac{3}{4}$ " - FB 33"

Twin: N/A

Full: 63 $\frac{3}{4}$ " W x 87 $\frac{1}{2}$ " L

Queen: 70 $\frac{3}{4}$ " W x 92 $\frac{1}{2}$ " L

King: 86 $\frac{3}{4}$ " W x 92 $\frac{1}{2}$ " L

Cal. King: 82 $\frac{3}{4}$ " W x 96 $\frac{1}{2}$ " L



Split post option

Heidi

Heidi

COLLECTION



Shown in Sap Cherry with Old Museum stain

ITHI-079 Heidi Bed by Indian Trail Furniture
Bedroom Furniture by J&R Woodworking

Bow Spindle

ITBS-096

Bow Spindle

*Shown in Queen Size,
Brown Maple with Rich Tobacco stain*

HB 60" - FB 39½"

Twin: 43" W x 82½" L

Full: 56½" W x 82½" L

Queen: 63½" W x 87½" L

King: 79½" W x 87½" L

Cal. King: 75½" W x 91½" L



Bow Spindle

Brentwood

ITBR-031

Brentwood

*Shown in Queen Size,
Oak with Old Museum stain*

HB 52" - FB 36"

Twin: 44 $\frac{1}{4}$ " W x 82" L

Full: 57 $\frac{3}{4}$ " W x 82" L

Queen: 64 $\frac{3}{4}$ " W x 87" L

King: 80 $\frac{3}{4}$ " W x 87" L

Cal. King: 76 $\frac{3}{4}$ " W x 91" L



Cannon Ball

ITCB-030

Cannon Ball

*Shown in Queen Size,
Oak with Charwood stain*

HB 52" - FB 36"

Twin: 44 $\frac{1}{4}$ " W x 82" L

Full: 57 $\frac{3}{4}$ " W x 82" L

Queen: 64 $\frac{3}{4}$ " W x 87" L

King: 80 $\frac{3}{4}$ " W x 87" L

Cal. King: 76 $\frac{3}{4}$ " W x 91" L



Cannon Ball

Non-Wrap

ITNW-090

Non-Wrap

*Shown in Queen Size,
Oak with Lite Asbury stain*

**BEST
SELLER**

HB 52" - FB 36"

Twin: 45 $\frac{1}{4}$ " W x 82" L

Full: 58 $\frac{3}{4}$ " W x 82" L

Queen: 65 $\frac{3}{4}$ " W x 87" L

King: 81 $\frac{3}{4}$ " W x 87" L

Cal. King: 77 $\frac{3}{4}$ " W x 91" L



Non-Wrap

Squanto

ITSN-089

Squanto

Shown in Queen Size

HB 60" - FB 36"

Twin: 45 $\frac{1}{4}$ " W x 82" L

Full: 58 $\frac{3}{4}$ " W x 82" L

Queen: 65 $\frac{3}{4}$ " W x 87" L

King: 81 $\frac{3}{4}$ " W x 87" L

Cal. King: 77 $\frac{3}{4}$ " W x 91" L



Squanto

Wrap Around

ITWR-040

Wrap Around Bed

*Shown in Queen Size,
Oak with FC-N3031 Tawny stain*

HB 52" - FB 36"

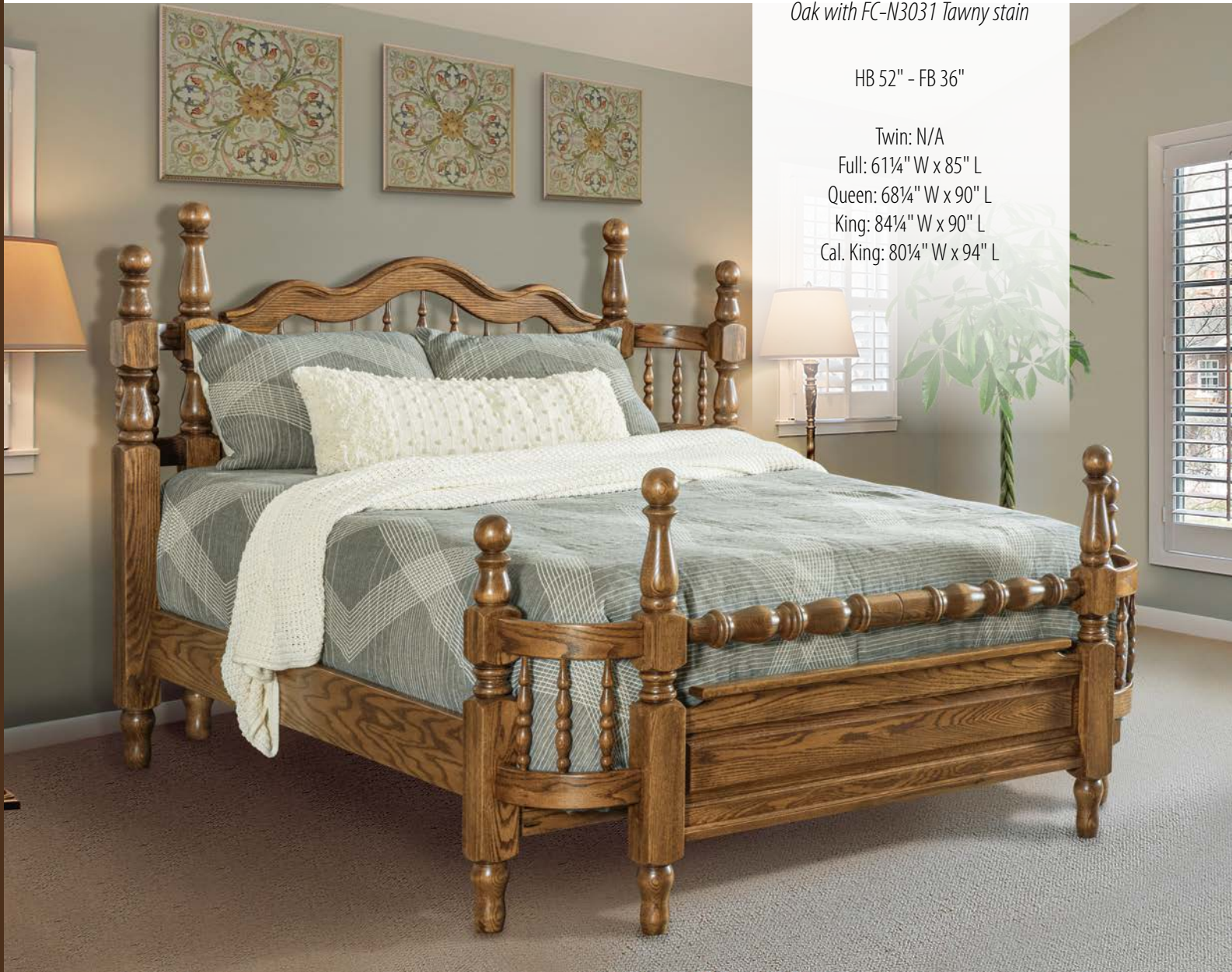
Twin: N/A

Full: 61¼" W x 85" L

Queen: 68¼" W x 90" L

King: 84¼" W x 90" L

Cal. King: 80¼" W x 94" L



ITWR-T040

Wrap Around Bed

*Shown in Queen Size,
Oak with MV. SP stain*

HB 60" - FB 44"

**Sizes are same as ITWR-040.*

Heritage

COLLECTION



Shown in Oak with Lite Asbury stain

ITNW-090 Non-Wrap Bed by Indian Trail Furniture
Bedroom Furniture by J&R Woodworking



Houston

ITHU-088-76

Houston

**BEST
SELLER**

True mortise & tenon /
wood pin construction
Shown in King Size, Rustic Rough
Sawn Brown Maple with
Almond stain #10 sheen

HB 76" - FB 32"

Twin: N/A

Full: 63 $\frac{3}{4}$ " W x 89 $\frac{1}{2}$ " L

Queen: 70 $\frac{3}{4}$ " W x 94 $\frac{1}{2}$ " L

King: 86 $\frac{3}{4}$ " W x 94 $\frac{1}{2}$ " L

Cal. King: 82 $\frac{3}{4}$ " W x 98 $\frac{1}{2}$ " L



Matching low footboard **ITLF-8**, 20 $\frac{1}{2}$ " high



Split post option



Rustic Rough Sawn Brown Maple **ONLY**

INDIAN TRAIL FURNITURE | 57

Houston

ITHU-088-59

Houston

True mortise & tenon /
wood pin construction

*Shown in Queen Size, Rustic Rough Sawn
Brown Maple with Almond stain #10 sheen*

HB 59" - FB 32"

Twin: 50¼" W x 86½" L

Full: 63¾" W x 86½" L

Queen: 70¾" W x 91½" L

King: 86¾" W x 91½" L

Cal. King: 82¾" W x 95½" L



Matching low footboard **ITLF-8**, 20½" high



Split post option

Grandon

ITG-091-76

Grandon

True mortise & tenon /
wood pin construction
with 6" Square Post

*Shown in King Size, Rustic Rough Sawn
Brown Maple with Almond stain #10 sheen*

HB 76" - FB 32"

Twin: N/A

Full: 63 $\frac{3}{4}$ " W x 89 $\frac{1}{2}$ " L

Queen: 70 $\frac{3}{4}$ " W x 94 $\frac{1}{2}$ " L

King: 86 $\frac{3}{4}$ " W x 94 $\frac{1}{2}$ " L

Cal. King: 82 $\frac{3}{4}$ " W x 98 $\frac{1}{2}$ " L



Footboard detail



6" square posts



Split post option

Grandon

Grandon

ITG-091-59

Grandon

True mortise & tenon /
wood pin construction
with 6" Square Post

*Shown in King Size, Rustic Rough Sawn
Brown Maple with Almond stain #10 sheen*

HB 59" - FB 32"

Twin: 50 $\frac{1}{4}$ " W x 86 $\frac{1}{2}$ " L
Full: 63 $\frac{3}{4}$ " W x 86 $\frac{1}{2}$ " L
Queen: 70 $\frac{3}{4}$ " W x 91 $\frac{1}{2}$ " L
King: 86 $\frac{3}{4}$ " W x 91 $\frac{1}{2}$ " L
Cal. King: 82 $\frac{3}{4}$ " W x 95 $\frac{1}{2}$ " L



6" square posts



Split post option

Grandon

Houston

COLLECTION



Shown in Rustic Rough Sawn Brown Maple with FC-42000 Almond stain #10 sheen

ITHU-088-76 Houston Bed by Indian Trail Furniture
Bedroom Furniture by J&R Woodworking



Imperial

ITIM-052

Imperial

with tall posts

*Shown in Queen Size,
Rustic Hickory with Almond stain*

HB 82" - FB 82"
(with canopy 83")

Twin: 44 $\frac{1}{8}$ " W x 81 $\frac{1}{2}$ " L

Full: 57 $\frac{3}{8}$ " W x 81 $\frac{1}{2}$ " L

Queen: 64 $\frac{5}{8}$ " W x 86 $\frac{1}{2}$ " L

King: 80 $\frac{5}{8}$ " W x 86 $\frac{1}{2}$ " L

Cal. King: 76 $\frac{3}{8}$ " W x 90 $\frac{1}{2}$ " L

option: canopy rail



Optional canopy rail



ITIM-052

Imperial

with short posts

*Shown in Queen Size,
Rustic Hickory with Almond stain*

HB 52" - FB 30"

**Sizes are same as listed above.*

Imperial

COLLECTION



Shown in Rustic Hickory with Almond stain

ITIM-052 Imperial (with tall posts) Bed by Indian Trail Furniture
Bedroom Furniture by J&R Woodworking

Ironwood

ITI-085

Ironwood

*Shown in King Size, Rustic Rough
Sawn Brown Maple with Harvest
stain #10 sheen*

HB 70" - FB 32"

Twin: N/A

Full: 63 $\frac{3}{4}$ " W x 88" L

Queen: 70 $\frac{3}{4}$ " W x 93" L

King: 86 $\frac{3}{4}$ " W x 93" L

Cal. King: 82 $\frac{3}{4}$ " W x 97" L



Split post option

Ironwood

Ironwood

COLLECTION



Shown in Rustic Rough Sawn Brown Maple with Harvest stain #10 sheen

ITI-085 Ironwood Bed by Indian Trail Furniture
Bedroom Furniture by J&R Woodworking

Kascade

ITK-076

Kascade

*Shown in Queen Size,
Brown Maple with Manchester stain*

HB 57" - FB 29"

Twin: 45¼" W x 82⅞" L

Full: 58¾" W x 82⅞" L

Queen: 65¾" W x 87⅞" L

King: 81¾" W x 87⅞" L

Cal. King: 77" W x 91⅞" L



*Optional headboard and footboard
with wood back panel*

Kascade

INDIAN TRAIL FURNITURE | 67

Kascade

COLLECTION



Shown in Brown Maple with Manchester stain

ITK-076 Kascade Bed by Indian Trail Furniture
Bedroom Furniture by J&R Woodworking

Lexington

ITL-082

Lexington

*Shown in King Size,
Brown Maple with Old Museum stain*

**BEST
SELLER**

HB 67" - FB 35"

Twin: N/A

Full: 54" W x 88" L

Queen: 70" W x 93" L

King: 86" W x 93" L

Cal. King: 82" W x 97" L



*Standard
panels
in post*



Split post option

**QUICK
SHIP**
of Indiana



Est. 2018

Lexington

Queen / King Size Brown Maple ONLY

Lexington

COLLECTION



Shown in Brown Maple with Old Museum stain

ITL-082 Lexington Bed by Indian Trail Furniture
Bedroom Furniture by J&R Woodworking

Liberty

ITLB-034

Liberty

*Shown in Queen Size,
Brown Maple with Sandstone stain*

HB 48" - FB 15½"

Twin: 52½" W x 82¼" L

Full: 66" W x 82¼" L

Queen: 73" W x 87¼" L

King: 89" W x 87¼" L

Cal. King: 85" W x 91¼" L



Liberty

Liberty

INDIAN TRAIL FURNITURE | 71

Liberty

COLLECTION



Shown in Brown Maple with Sandstone stain

ITLB-034 Liberty Bed by Indian Trail Furniture
Bedroom Furniture by J&R Woodworking

Lincoln

ITLN-062

Lincoln

*Shown in Queen Size,
Brown Maple with Rich Tobacco stain*

HB 53½" - FB 19"

Twin: 48¼" W x 80½" L

Full: 61¾" W x 80½" L

Queen: 68¾" W x 85½" L

King: 84¾" W x 85½" L

Cal. King: 80¾" W x 89½" L



Headboard detail

Lincoln

Lincoln

Lincoln

COLLECTION



Shown in Sap Cherry with Burnt Umber stain

ITLN-062 Lincoln Bed by Indian Trail Furniture
Bedroom Furniture by J&R Woodworking

Live Wood

ITW-068

Live Wood

*Shown in Queen Size,
Cherry with Vintage Antique stain*

HB 53" - FB 26"

Twin: 45" W x 82" L

Full: 58½" W x 82" L

Queen: 65½" W x 87" L

King: 81" W x 87" L

Cal. King: 77" W x 91" L

Available in Cherry, Rustic Walnut,
Rustic Cherry, and Walnut



*Shown in Walnut
with Bel Air stain*

Live Wood

Live Wood

Live Wood

COLLECTION



Queen size shown in Rustic Walnut with Bel-Air stain

ITW-068 Live Wood Bed by Indian Trail Furniture
Bedroom Furniture by J&R Woodworking

Live Wood

COLLECTION



King size shown in Rustic Cherry with Vintage Antique stain

ITW-068 Live Wood Bed by Indian Trail Furniture
Bedroom Furniture by J&R Woodworking



Matison

ITMT-067

Matison

*Shown in Queen Size,
Rustic Hickory
with Charwood stain*

HB 55" - FB 30"

Twin: 49 $\frac{1}{4}$ " W x 81 $\frac{3}{4}$ " L

Full: 62 $\frac{3}{4}$ " W x 81 $\frac{3}{4}$ " L

Queen: 69 $\frac{3}{4}$ " W x 86 $\frac{3}{4}$ " L

King: 85 $\frac{3}{4}$ " W x 86 $\frac{3}{4}$ " L

Cal. King: 81 $\frac{3}{4}$ " W x 90 $\frac{3}{4}$ " L



Matison

Matison

INDIAN TRAIL FURNITURE | 79

Matison

COLLECTION



Shown in Rustic Hickory with Charwood stain

ITMT-067 Matison Bed by Indian Trail Furniture
Bedroom Furniture by J&R Woodworking

Monarch

ITM0-033

Monarch

*Shown in Queen Size,
Oak with Sandstone stain*

HB 50" - FB 19½"

Twin: 45" W x 84¼" L

Full: 58½" W x 83¼" L

Queen: 65½" W x 88¼" L

King: 81½" W x 88¼" L

Cal. King: 77½" W x 92¼" L



Monarch

INDIAN TRAIL FURNITURE | 81

Monarch

COLLECTION



Shown in Oak with Sandstone stain

ITMO-033 Monarch Bed by Indian Trail Furniture
Bedroom Furniture by J&R Woodworking

Old Classic Sleigh

ITO-023

Old Classic Sleigh

*Shown in Queen Size,
QSWO with Asbury stain*

**BEST
SELLER**

HB 58" - FB 35"

Twin: 43" W x 94" L

Full: 56½" W x 94" L

Queen: 63½" W x 99" L

King: 79½" W x 99" L

Cal. King: 75½" W x 103" L



ITO-023-24

Old Classic Sleigh

HB 52" - FB 24"

Shown in King Size

**Sizes are same as ITO-023*

Old Classic Sleigh

Classic Raised Panel

ITCL-020 Classic Raised Panel Sleigh

*Shown in Queen Size,
Oak with Sealy stain*

HB 50" - FB 32"

Twin: 43" W x 93¼" L
Full: 56½" W x 93¼" L
Queen: 63½" W x 98¼" L
King: 79½" W x 98¼" L
Cal. King: 75½" W x 102¼" L



Classic Raised Panel

Old Classic Sleigh

COLLECTION



Shown in OSWO with FC-7992 Asbury stain

ITO-023 Old Classic Sleigh Bed by Indian Trail Furniture
Bedroom Furniture by J&R Woodworking



Orewood

ITOW-083

Orewood

standard steel corner accents

*Shown in Queen Size,
Oak with Tavern stain*

HB 62" - FB 27½"

Twin: N/A

Full: 63¾" W x 87½" L

Queen: 70¾" W x 92½" L

King: 86¾" W x 92½" L

Cal. King: 82¾" W x 96½" L

available in all wood species,
including Rustic Rough Sawn Brown Maple

Orewood



Option: without steel corner accents



Split post option

Orewood

COLLECTION



Shown in Oak with FC-10944 Tavern stain

ITOW-083 Orewood Bed by Indian Trail Furniture
Bedroom Furniture by J&R Woodworking

Reno

ITR-086

Reno

*Shown in Queen Size,
Rustic Hickory with Tavern stain*

HB 64" - FB 32"

Twin: 46 $\frac{1}{4}$ " W x 86 $\frac{1}{4}$ " L

Full: 59 $\frac{3}{4}$ " W x 86 $\frac{1}{4}$ " L

Queen: 66 $\frac{3}{4}$ " W x 91 $\frac{1}{4}$ " L

King: 82 $\frac{3}{4}$ " W x 91 $\frac{1}{4}$ " L

Cal. King: 78 $\frac{3}{4}$ " W x 95 $\frac{1}{4}$ " L



Reno

Reno

Reno

COLLECTION

Reno



Shown in Rustic Hickory with Tavern stain

ITR-086 Reno Bed by Indian Trail Furniture
Bedroom Furniture by J&R Woodworking

Sequoyah

ITSQ-084

Sequoyah

*Shown in Queen Size,
Oak with Carbon stain*

HB 64" - FB 39"

Twin: 46" W x 86¼" L

Full: 59½" W x 86¼" L

Queen: 66½" W x 91¼" L

King: 82½" W x 91¼" L

Cal. King: 78½" W x 95¼" L



Split post option

Sequoyah

Sequoyah

COLLECTION



Shown in Oak with Carbon stain

ITSQ-084 Sequoyah Bed by Indian Trail Furniture
Bedroom Furniture by J&R Woodworking

Shaker

ITS-072

Shaker

*Shown in Queen Size,
Oak with Storm Grey stain*

**BEST
SELLER**

HB 48" - FB 24"

Twin: 45 $\frac{1}{4}$ " W x 81" L

Full: 58 $\frac{3}{4}$ " W x 81" L

Queen: 65 $\frac{3}{4}$ " W x 86" L

King: 81 $\frac{3}{4}$ " W x 86" L

Cal. King: 77 $\frac{3}{4}$ " W x 90" L



Shaker

INDIAN TRAIL FURNITURE | 93

Shaker

Shaker

COLLECTION



Shown in Oak with Storm Grey stain

ITS-072 Shaker Bed by Indian Trail Furniture
Bedroom Furniture by J&R Woodworking

Dover

ITDO-041

Dover

NEW

*Shown in Queen Size,
Rustic Hickory with Almond stain*

HB 54½" - FB 15½"

Twin: 43½" W x 79" L

Full: 57" W x 79" L

Queen: 64" W x 84" L

King: 80" W x 84" L

Cal. King: 76" W x 88" L



Simplicity

Dover

INDIAN TRAIL FURNITURE | 95

Flint

ITFT-042

Flint

NEW

*Shown in Queen Size,
Oak with Sandstone stain*

HB 53" - FB 16¼"

Twin: 45¼" W x 80¼" L

Full: 58¾" W x 80¼" L

Queen: 65¾" W x 85¼" L

King: 81¾" W x 85¼" L

Cal. King: 77¾" W x 89¼" L



Flint

Troy

ITTY-043

Troy

NEW

*Shown in Queen Size,
Rustic Rough Sawn Brown Maple
with Harvest stain #10 sheen*

HB 52" - FB 15½"

Twin: 43½" W x 79" L
Full: 57" W x 79" L
Queen: 64" W x 84" L
King: 80" W x 84" L
Cal. King: 76" W x 88" L



ITTY-043-P

Troy Panel Bed

*Shown in Queen Size,
Oak with Carbon stain
HB 52" - FB 15½"*

Troy

Simplicity COLLECTION



Shown in Oak with Shadow stain

ITDO-041 Dover Bed by Indian Trail Furniture
Bedroom Furniture by J&R Woodworking

Simplicity

COLLECTION



Shown in Oak with Sandstone stain

ITFT-042 Flint Bed by Indian Trail Furniture
Bedroom Furniture by J&R Woodworking

Simplicity

COLLECTION



Shown in Rustic Rough Sawn Brown Maple with Harvest stain

ITTY-043 Troy Bed by Indian Trail Furniture
Bedroom Furniture by J&R Woodworking

Stick Mission

**BEST
SELLER**

ITSM-070

Stick Mission

*Shown in Queen Size,
Oak with Charwood stain*

HB 48" - FB 24"

Twin: 48 $\frac{3}{4}$ " W x 81" L
Full: 62 $\frac{1}{4}$ " W x 81" L
Queen: 69 $\frac{1}{4}$ " W x 86" L
King: 85 $\frac{1}{4}$ " W x 86" L
Cal. King: 81 $\frac{1}{4}$ " W x 90" L



Stick Mission

Stick Mission

American Mission

ITAM-065

American Mission

*Shown in Queen Size,
Brown Maple with Briar stain*

HB 58" - FB 29"

Twin: 45" W x 83 $\frac{3}{4}$ " L

Full: 58 $\frac{1}{2}$ " W x 83 $\frac{3}{4}$ " L

Queen: 65 $\frac{1}{2}$ " W x 88 $\frac{3}{4}$ " L

King: 81 $\frac{1}{2}$ " W x 88 $\frac{3}{4}$ " L

Cal. King: 77 $\frac{1}{2}$ " W x 92 $\frac{3}{4}$ " L



Bevel caps standard

American Mission

Trestle

ITTR-059

Trestle

*Shown in Queen Size,
Oak with Dark Knight stain*

HB 55" - FB 30"

Twin: 49 $\frac{1}{4}$ " W x 81 $\frac{3}{4}$ " L
Full: 62 $\frac{3}{4}$ " W x 81 $\frac{3}{4}$ " L
Queen: 69 $\frac{3}{4}$ " W x 86 $\frac{3}{4}$ " L
King: 85 $\frac{3}{4}$ " W x 86 $\frac{3}{4}$ " L
Cal. King: 81 $\frac{3}{4}$ " W x 90 $\frac{3}{4}$ " L



Trestle

Stick Mission

COLLECTION



Shown in Oak with Charwood stain

ITSM-070 Stick Mission Bed by Indian Trail Furniture
Bedroom Furniture by J&R Woodworking

Timbra

ITT-093-1

**BEST
SELLER**

Timbra

True mortise & tenon /
wood pin construction
*Shown in King Size,
Rustic Cherry with Earthtone stain*

HB 78½" - FB 29¾"

Twin: N/A

Full: 63¾" W x 89½" L

Queen: 70¾" W x 94½" L

King: 86¾" W x 94½" L

Cal. King: 82¾" W x 98½" L



*Shown in Rustic Cherry
with FC-40592 Earth
Tone stain and C2-12
Antarctic Fabric*



6" square
post



Split post option

Timbra

Timbra

ITT-093-2

Timbra

True mortise & tenon /
wood pin construction
*Shown in Queen Size,
Brown Maple with Briar stain*

HB 60 $\frac{1}{4}$ " - FB 29 $\frac{3}{4}$ "

Twin: N/A

Full: 63 $\frac{3}{4}$ " W x 86 $\frac{1}{2}$ " L

Queen: 70 $\frac{3}{4}$ " W x 91 $\frac{1}{2}$ " L

King: 86 $\frac{3}{4}$ " W x 91 $\frac{1}{2}$ " L

Cal. King: 82 $\frac{3}{4}$ " W x 95 $\frac{1}{2}$ " L



4 $\frac{1}{2}$ " square post



Split post option

Timbra

Timbra

Timbra

COLLECTION



Shown in Rustic Cherry with Earthtone stain

ITT-093-1 Timbra Bed by Indian Trail Furniture
Bedroom Furniture by J&R Woodworking

Timbra

COLLECTION



Shown in Rustic Cherry with Earthtone stain

ITT-093-1 Timbra Bed [upholstered headboard] by Indian Trail Furniture
Bedroom Furniture by J&R Woodworking

Vandella

ITV-092-1

Vandella

standard sliding doors on
headboard, star on footboard,
and horseshoe hangers

*Shown in King Size, Rustic Rough Sawn
Brown Maple with Almond stain #10 sheen
Star & Door Trim with Briar stain #10 sheen*

HB 10 $\frac{3}{8}$ " deep | HB 72" - FB 32"

Twin: N/A

Full: 71 $\frac{1}{2}$ " W x 90 $\frac{3}{4}$ " L

Queen: 78 $\frac{1}{2}$ " W x 95 $\frac{3}{4}$ " L

King: 94 $\frac{1}{2}$ " W x 95 $\frac{3}{4}$ " L

Cal. King: 90 $\frac{1}{2}$ " W x 99 $\frac{3}{4}$ " L



options: jewelry pullout,
lighting in HB & FB, power strip



Headboard open, shown with optional lighting in headboard & jewelry pullout.



Optional strap-style hangers.

Vandella

ITV-092-2

Vandella

standard sliding doors on
headboard, star on footboard,
and horseshoe hangers

*Shown in King Size, Rustic Rough Sawn
Brown Maple with Almond stain #10 sheen*

HB 7 $\frac{3}{8}$ " D | HB 64" - FB 32"

Twin: N/A

Full: 71 $\frac{1}{4}$ " W x 86 $\frac{3}{4}$ " L

Queen: 78 $\frac{1}{4}$ " W x 91 $\frac{3}{4}$ " L

King: 94 $\frac{1}{4}$ " W x 91 $\frac{3}{4}$ " L

Cal. King: 90 $\frac{1}{4}$ " W x 95 $\frac{3}{4}$ " L



options: lighting in HB & FB, power strip



Headboard open, shown with optional lighting in headboard & power strip.



Optional strap-style hangers.

Vandella

COLLECTION



*Shown in Rustic Rough Sawn Brown Maple with FC-42000 Almond stain #10 sheen
Star & Door Trim with FC-15743 Briar stain*

ITV-092-1 Vandella Bed by Indian Trail Furniture
Bedroom Furniture by J&R Woodworking



Vogen

ITVG-094

Vogen

Shown in King Size, Rustic Rough Sawn Brown Maple with Harvest stain, Wheel and Yoke in Harvest stain

HB 78½" - FB 33"

Twin: N/A

Full: 60¾" W x 89¼" L

Queen: 67¾" W x 94¼" L

King: 83¾" W x 94¼" L

Cal. King: 79¾" W x 98¼" L



Shown in Rustic Rough Sawn Brown Maple with Almond stain, Wheel and Yoke in Briar stain



Split post option

Vogen

Vogen

COLLECTION



Shown in Rustic Rough Sawn Brown Maple with Harvest stain

ITVG-094 Vogen Bed by Indian Trail Furniture
Bedroom Furniture by J&R Woodworking

Bed Seats & Low Footboards

IT-101 Sleigh Bed Seat..... pg 117

IT-102 Bed Seat..... pg 117

IT-103 Boulder Creek Bed Seat pg 118

IT-104 Rough Sawn Bed Seat..... pg 118

Low Footboards pgs 119-120



Bed Seats & Low Footboards



Bed Seats



IT-101

Sleigh Bed Seat

storage as shown

50¼" W x 19¼" D x 18½" H



IT-102

Bed Seat

storage as shown

46½" W x 22½" D x 18¼" H

Bed Seats

Bed Seats



IT-103

Boulder Creek Bed Seat

storage as shown

47½" W x 20¼" D x 28¼" H



IT-104

Rough Sawn Bed Seat

storage as shown

46½" W x 22½" D x 18¼" H

Bed Seats

Low Footboards



ITLF-1

17" high




ITLF-2

18½" high



ITLF-3

16½" high



ITLF-4

16½" high

Low Footboards

Low Footboards



ITLF-5

27" high



ITLF-6

15½" high



ITLF-8

20½" high



ITLF-10

15½" high

**BEST
SELLER**

Low Footboards

Captain & Murphy Beds, Wall Units and Trundle



IT-201 Captain Bed pg 122

IT-202 Murphy Bed..... pg 123-124

IT-203 Trail Wall Unit..... pg 125

IT-204 Trail Wall Unit..... pg 126

IT-205 Trundle pg 127



Captain Bed

IT-201

Captain Bed

standard undermount soft close slides

and wood knobs

Shown in Twin Size,

Oak with Hoosier Special stain

HB 46" - FB 46"

Twin: 45¼" D x 80" W



Standard with storage behind drawers. 3 working drawers on bottom. Top drawers are fake.

Murphy Bed



IT-202

Murphy Bed standard with flush drawer fronts & doors, pop-out rail, and undermount soft close slides

BHIM5900-12 is std. hardware for bed;
595-96-DBAC is std. hardware for towers

*Shown in Queen Size,
Oak with Driftwood stain*

Bed Cabinet:

Twin: 47½" W x 20¾" D x 81½" H

Full: 62½" W x 20¾" D x 81½" H

Queen: 69½" W x 20¾" D x 86½" H



Short Side Cabinet: 21½" W x 19¾" D x 35" H

Tall Side Cabinet: 21¼" W x 19½" D x 76¼" H

Murphy Bed



Shown with short side cabinets

IT-202

Murphy Bed standard with flush drawer fronts & doors, pop-out rail, and undermount soft close slides

BHIM5900-12 is std. hardware for bed;
595-96-DBAC is std. hardware for towers

*Shown in Queen Size,
Oak with Driftwood stain*

Bed Cabinet:

Twin: 47½" W x 20¾" D x 81½" H

Full: 62½" W x 20¾" D x 81½" H

Queen: 69½" W x 20¾" D x 86½" H

Short Side Cabinet: 21½" W x 19¾" D x 35" H

Tall Side Cabinet: 21¼" W x 19½" D x 76¼" H



Tall cabinet with adjustable shelves



Pop-out Rail



Trail Wall Unit

IT-203

Trail Wall Unit
standard with flush drawer fronts
& doors, pop-out rail,
undermount soft close slides,
and wood knobs

*Shown in Queen Size,
Oak with Earthtone stain*

Twin: 88" W x 19½" D x 76¼" H
Full: 101½" W x 19½" D x 76¼" H
Queen: 108½" W x 19½" D x 76¼" H
King: 124½" W x 19½" D x 76¼" H
Cal. King: 120½" W x 19½" D x 76¼" H



**USE WITH YOUR CHOICE
OF PLATFORM BED**



Pop-out Rail option



Shown with IT-306 Platform Bed

Trail Wall Unit

IT-204

Trail Wall Unit
standard with flush drawer fronts,
pop-out rail, undermount soft close
slides, and wood knobs

Shown in Queen Size, Oak with Carbon stain



Twin: 86½" W x 18¾" D x 56" H
Full: 100" W x 18¾" D x 56" H
Queen: 107" W x 18¾" D x 56" H
King: 123" W x 18¾" D x 56" H
Cal. King: 119" W x 18¾" D x 56" H

**USE WITH YOUR CHOICE
OF PLATFORM BED**



Pop-out Rail option



Shown with IT-302 Platform Bed

Trundle

IT-205

Trundle
with casters

3" from floor to where mattress sits
Shown in Twin Size, Oak

75" L x 40" D x 8" H



*Shown with IT-402 Mission Day Bed
in Brown Maple with Golden Pecan stain*

Trundle



Storage Footboard & Platform Beds



- IT-301** Storage Footboard pg 130
- IT-302** Platform Bed..... pg 131
- IT-303** Platform Bed..... pg 132
- IT-304** Platform Bed..... pg 133
- IT-305** Platform Bed..... pg 134
- IT-306** Platform Bed..... pg 135
- IT-307** Platform Bed..... pg 136

Storage Footboard

IT-301

Storage Footboard
standard undermount soft close slides

*Shown in Queen Size,
QSWO with Michaels Cherry stain*

**CHOOSE YOUR
FAVORITE HEADBOARD**

Twin: 45 $\frac{1}{4}$ " W x 78 $\frac{1}{4}$ " L x 16 $\frac{1}{2}$ " H
Full: 58 $\frac{3}{4}$ " W x 78 $\frac{1}{4}$ " L x 16 $\frac{1}{2}$ " H
Queen: 65 $\frac{3}{4}$ " W x 83 $\frac{1}{4}$ " L x 16 $\frac{1}{2}$ " H
King: 81 $\frac{3}{4}$ " W x 83 $\frac{1}{4}$ " L x 16 $\frac{1}{2}$ " H
Cal. King: 77 $\frac{3}{4}$ " W x 87 $\frac{1}{4}$ " L x 16 $\frac{1}{2}$ " H



*Shown with IT-504
Empire Bookcase Headboard*

Storage Footboard

Platform Bed

**BEST
SELLER**

IT-302

Platform Bed

Toe kick - with 2 drawers per side
standard undermount soft close slides

*Shown in Queen Size,
Oak with Carbon stain*

14" overall height

**CHOOSE YOUR FAVORITE
HEADBOARD AND FOOTBOARD**



**ADD THE PLATFORM
TO ANY BED**



15" from front of
headboard to the first drawer



Privacy Panel comes standard
with Built-In Drawer Box



*Shown with
ITTR-059 Trestle Bed*

Platform Bed

IT-303

Platform Bed

Toe kick - with 3 drawers per side

standard undermount soft close slides

Shown in Queen Size, Rustic Rough Sawn

Brown Maple with Almond stain #10 sheen

Shown with ITG-091-2 Grandon Bed

19¼" overall height

Twin: 42¼" W x 75½" L

Full: 57¾" W x 75½" L

Queen: 64¾" W x 80½" L

King: 80¾" W x 80½" L

Cal. King: 76¾" W x 84½" L



**ADD THE PLATFORM TO ANY
ROUGH SAWN BED**



*Combo Treasure
Drawer option*

Platform Bed

Platform Bed

IT-304

Platform Bed

Toe kick - with 3 drawers per side
standard undermount soft close slides

*Shown in Queen Size,
Oak with Charwood stain*

14" overall platform height

Twin: 43 $\frac{3}{4}$ " W x 75 $\frac{1}{2}$ " L
Full: 57 $\frac{1}{4}$ " W x 75 $\frac{1}{2}$ " L
Queen: 64 $\frac{1}{4}$ " W x 80 $\frac{1}{2}$ " L
King: 80 $\frac{1}{4}$ " W x 80 $\frac{1}{2}$ " L
Cal. King: 76 $\frac{1}{4}$ " W x 84 $\frac{1}{2}$ " L

**CHOOSE YOUR FAVORITE
HEADBOARD AND FOOTBOARD**



Platform Bed

IT-305

Platform Bed

toe kick & wood knobs standard
standard undermount soft close slides

*Shown in Queen Size,
Oak with Lite Asbury stain*

14" overall platform height

Twin: N/A

Full: 57¼" W x 77¼" L

Queen: 64¼" W x 82¼" L

King: 80¼" W x 82¼" L

Cal. King: 76¼" W x 86¼" L

**CHOOSE YOUR
FAVORITE HEADBOARD**



Fake drawer fronts on both sides

Platform Bed

Platform Bed

**BEST
SELLER**

IT-306

Platform Bed

toe kick & wood knobs standard
standard undermount soft close slides

*Shown in Queen Size,
Oak with Earthtone stain*

19¼" overall platform height

Twin: 42¼" W x 75½" L

Full: 55¾" W x 75½" L

Queen: 62¾" W x 80½" L

King: 78¾" W x 80½" L

Cal. King: 74¾" W x 84¼" L

**CHOOSE YOUR FAVORITE
HEADBOARD AND FOOTBOARD**



*Shown with **ITBC-057**
Boulder Creek HB only*



*Shown with **ITBC-057**
Boulder Creek bed*



*Combo Treasure
Drawer option*

Platform Bed

IT-307

Platform Bed

toe kick standard

standard undermount soft close slides

*Shown in Queen size, Rustic Rough Sawn
Brown Maple with Almond stain #10 sheen*

19¼" overall platform height

Twin: N/A

Full: 57½" W x 77½" L

Queen: 64½" W x 82½" L

King: 80½" W x 82½" L

Cal. King: 76½" W x 86½" L

available in all wood species

**CHOOSE YOUR
FAVORITE HEADBOARD**



Combo Treasure Drawer option




*Footboard end features:
Full/Queen – 1 large drawer
King – 2 separate drawers*



*Shown with **IT-307**
Platform Bed*

Day Beds



IT-401 Dumont Day Bed pg 139

IT-402 Mission Day Bed pg 140

IT-403 Panel Day Bed..... pg 141

IT-404 Sleigh Day Bed..... pg 142

Day Beds

Dumont Day Bed

IT-401

Dumont Day Bed

standard with plywood base

*Shown in Rustic Rough Sawn Brown Maple
with Almond stain #10 sheen*

83½" W x 44¾" D x 44¼" H



Dumont Day Bed

Mission Day Bed

IT-402

Mission Day Bed

standard with plywood base

Shown in Brown Maple with

Golden Pecan stain

**BEST
SELLER**

87" W x 43 $\frac{3}{4}$ " D x 44" H



Mission Day Bed

Panel Day Bed

IT-403

Panel Day Bed

standard with plywood base

*Shown in Brown Maple
with American Antique stain*

83½" W x 43¾" D x 44" H



Panel Day Bed

Sleigh Day Bed


IT-404

Sleigh Day Bed

standard with plywood base

Shown in Oak with Antique Slate stain

86" W x 41 $\frac{3}{8}$ " D x 43 $\frac{3}{4}$ " H



Shown with Trundle

Sleigh Day Bed

Bookcase Beds



- IT-501** Bookcase Bed pg 144
- IT-502** Bookcase Bed pg 145
- IT-503** Boulder Creek Bookcase Bed pg 146
- IT-504** Empire Bookcase Bed pg 147
- IT-505** Lexington Bookcase Bed pg 148
- IT-506** Bookcase Bed pg 149
- IT-507** Old Classic Sleigh
Bookcase Bed pg 150

Bookcase Beds

Bookcase Headboard

IT-501

Bookcase Headboard

*Shown in Queen Size,
ITLF-10 footboard,
Oak with Earthtone stain*

HB 9" deep x 43" high

Twin: 45½" W x 86¾" L

Full: 59" W x 86¾" L

Queen: 66" W x 91¾" L

King: 82" W x 91¾" L

Cal. King: 78" W x 95¾" L



Sliding doors

Bookcase Headboard

Bookcase Headboard

**BEST
SELLER**

IT-502

Bookcase Headboard standard undermount soft close slides

*Shown in Queen Size, ITLF-10 footboard,
Oak with Earthtone stain*

HB 12" deep x 52½" high

Twin: 45½" W

Full: 59" W

Queen: 66" W

King: 82" W

Cal. King: 78" W



**COMBINE WITH ANY
PLATFORM OR FOOTBOARD
FOR COMPLETE BED.**



*Standard
features
on both
sides of
headboard*



34"



Optional hidden drawer



*Shown with **IT-306**
platform*

Boulder Creek Bookcase

IT-503

Boulder Creek

Bookcase Headboard

standard undermount soft close slides

*Shown in Queen Size, ITBC-057 footboard,
Rustic Hickory with Golden Pecan Stain*

HB 12" deep x 70" high

Twin: 45½" W

Full: 59" W

Queen: 66" W

King: 82" W

Cal. King: 78" W



**COMBINE WITH ANY
PLATFORM OR FOOTBOARD
FOR COMPLETE BED.**



*Standard
features on
both sides of
headboard*



34"



*Optional
hidden
drawer*

Empire Bookcase

IT-504

Empire Bookcase Headboard

standard undermount soft close slides

*Shown in Queen Size, IT-301 Storage Footboard,
Oak with Tavern stain*

HB 12" deep x 70½" high

Twin: N/A

Full: 66¾" W

Queen: 73¾" W

King: 89¾" W

Cal. King: 85¾" W



**COMBINE WITH ANY
PLATFORM OR FOOTBOARD
FOR COMPLETE BED.**



*Standard
features on
both sides of
headboard*



*Optional
hidden
drawer*

Lexington Bookcase



IT-505

Lexington Bookcase Headboard

standard undermount soft close slides

*Shown in Queen Size, IT-304 Platform Bed,
Brown Maple with Golden Brown stain*

HB 12" deep x 68½" high

Twin: N/A

Full: 63" W

Queen: 70" W

King: 86" W

Cal. King: 82" W

**COMBINE WITH ANY
PLATFORM OR FOOTBOARD
FOR COMPLETE BED.**



Bookcase Headboard

IT-506

Bookcase Headboard
standard undermount soft close slides
and horseshoe hangers

*Shown in Queen Size, **LF-10** footboard,
Rustic Rough Sawn Brown Maple with
Almond stain #10 sheen*

HB 14 $\frac{1}{4}$ " deep x 56" high

Twin: 51 $\frac{1}{8}$ " W
Full: 64 $\frac{5}{8}$ " W
Queen: 71 $\frac{5}{8}$ " W
King: 87 $\frac{5}{8}$ " W
Cal. King: 83 $\frac{5}{8}$ " W



available in all wood species
options: strip light with touch dimmer,
soft close mechanism on sliding doors

**COMBINE WITH ANY PLATFORM OR
FOOTBOARD FOR COMPLETE BED.**



*Standard
features on
both sides of
headboard*



Lift-up lid



*Shown with **IT-307**
Platform Bed*



Optional strap-style hangers.

Old Classic Sleigh Bookcase

IT-507

Old Classic Sleigh Bookcase Headboard

*Shown in Queen Size,
OSWO with Michaels Cherry Stain*

HB 58 $\frac{1}{4}$ " - FB 35"

Twin: 43" W x 94" L

Full: 56 $\frac{1}{2}$ " W x 94" L

Queen: 63 $\frac{1}{2}$ " W x 99" L

King: 79 $\frac{1}{2}$ " W x 99" L

Cal. King: 75 $\frac{1}{2}$ " W x 103" L



Old Classic Sleigh

Bunk Beds



IT-601 Ladder Bunk Bed pg 153

IT-602 Mission Bunk Bed pg 154

IT-603 Shaker Bunk Bed pg 155

IT-604 Houston Bunk Bed pg 156

Bunk Beds



Ladder Bunk

IT-601

Ladder Bunk Bed

*Shown in Twin/Twin,
Oak with Earthtone stain*

**BEST
SELLER**

Twin/Twin Size:
43 $\frac{1}{8}$ " W x 80" L x 62" H
Twin/Full Size:
56 $\frac{5}{8}$ " W x 80" L x 62" H
Full/Full Size:
56 $\frac{5}{8}$ " W x 80" L x 62" H

Twin/Queen:
63 $\frac{5}{8}$ " W x 85" L x 62" H
Full/Queen:
63 $\frac{5}{8}$ " W x 85" L x 62" H



Ladder Bunk

Mission Bunk

IT-602

Mission Bunk Bed

*Shown in Twin/Full Size,
Oak with Asbury stain*

Twin/Twin Size:
48¾" W x 81" L x 68" H

Twin/Full Size:
62¼" W x 81" L x 68" H

Full/Full Size:
62¼" W x 81" L x 68" H

Twin/Queen:
69¼" W x 86" L x 68" H

Full/Queen:
69¼" W x 86" L x 68" H



Mission Bunk

Shaker Bunk

IT-603

Shaker Bunk Bed

*Shown in Twin/Full Size,
Brown Maple with Burnt Umber stain*

Twin/Twin Size:
45 $\frac{1}{4}$ " W x 81" L x 68" H

Twin/Full Size:
58 $\frac{3}{4}$ " W x 81" L x 68" H

Full/Full Size:
58 $\frac{3}{4}$ " W x 81" L x 68" H

Twin/Queen:
65 $\frac{3}{4}$ " W x 86" L x 68" H

Full/Queen:
65 $\frac{3}{4}$ " W x 86" L x 68" H



Shaker Bunk

Houston Bunk

IT-604

Houston Bunk Bed

True mortise & tenon /
wood pin construction

*Shown in Twin/Twin Size, Rustic Rough Sawn
Brown Maple with Tavern stain #10 sheen*

Twin/Twin Size: 50 $\frac{1}{4}$ " W x 86 $\frac{3}{4}$ " L x 68 $\frac{1}{4}$ " H	Full/Queen: 70 $\frac{3}{4}$ " W x 91 $\frac{3}{4}$ " L x 68 $\frac{1}{4}$ " H
Twin/Full Size: 63 $\frac{3}{4}$ " W x 86 $\frac{3}{4}$ " L x 68 $\frac{1}{4}$ " H	Queen/Queen: 70 $\frac{3}{4}$ " W x 91 $\frac{3}{4}$ " L x 68 $\frac{1}{4}$ " H
Full/Full Size: 63 $\frac{3}{4}$ " W x 86 $\frac{3}{4}$ " L x 68 $\frac{1}{4}$ " H	



Houston Bunk

Indian Trail

FURNITURE

©2024 | March 11, 2024





Indian Trail

FURNITURE



ITE-080 Empire
Wood: Brown Maple or Oak | Size: King



ITBC-057 Boulder Creek
Wood: Rustic Hickory or Oak | Size: King or Queen



ITFN-075 Finland
Wood: Brown Maple or Oak | Size: King or Queen



ITL-082 Lexington
Wood: Brown Maple | Size: King or Queen



ITHU-088-1 Houston
Wood: Rustic Rough Sawn Brown Maple | Size: King