

# Indian Trail

FURNITURE



2025

# Indian Trail

---

## FURNITURE



### **A leader in the Northern Indiana furniture industry.**

The door to Indian Trail Furniture opened in 1994 by William and Phyllis Ann Troyer. Since then, we have only worked with the finest wood to design quality hardwood beds, handcrafted to last for years to come. Beds that will become family heirlooms for future generations.

At Indian Trail Furniture, we build beds out of hardwood, which is an open-grained wood. Solid wood beds will expand and contract with humidity and temperature changes, even after high quality finishes have been applied. This is a natural part of the wood

character. Controlling humidity will minimize the minor cracking and movement. Humidity should be kept between 35-40% to minimize these effects. If out of these ranges, solid wood will expand and contract causing cracks, gaps, and panel movement that add to its character and beauty. With proper care, solid beds will provide a lifetime of enjoyment.

In every bed built by Indian Trail Furniture there is quality workmanship that assures many years of endurance. Workmanship seen in the attention to details that make each bed unique and beautiful.

### **Nothing like Quality Construction**

In 2016, we conducted a survey on bed rail fasteners. The results showed us we need to go with brackets. The most common comment we received was, "we need it customer friendly. So the customer can set up by themselves – no questions asked." We looked for a good, solid, strong bracket. The bracket we chose is made of steel, providing the strongest construction. It also has a ledge on the bottom for the rail to rest on, so all the weight is on the bracket. The bracket is fastened to the head & foot boards by two hardened steel lag bolts.

We use dovetail slat construction with 4 slats per bed. King size beds have four support legs, and queen size beds have two support legs (full/twin beds do not require support legs). This adds another solid feature to each bed.





## Notice of Product Changes



FOR 2025

**ITAB-032** Abby

**ITAN-039** Anne

**ITBM-058** Baymont

**IT-200-1** Ajay

**IT-200-2** Ajay

**IT-202-H** Horizontal

Murphy Bed

**IT-302-1** Platform

**IT-308** Platform

**FABRIC PANEL OPTION** available on

**ITCS-026** Chippewa Sleigh

**ITTM-035** Trimble

**ITAL-036** Atlantic

**ITBT-049** Burlington

**ITBC-057** Boulder Creek


**ITD-069** Dumont

**ITFN-075** Finland

**ITF-077** Flush Mission

**ITE-080** Empire

**ITT-093** Timbra



**Don't miss  
QUICK SHIP  
products  
on back cover!**







Abby – pg 13



Artesa – pg 15



Atlantic – pg 17



Atlantic – pg 17



Ashland – pg 18



Baymont – pg 21



Boulder Creek – pg 23



Boulder Creek – pg 24



Boulder Creek Mission – pg 25



Burlington – pg 29



Burlington – pg 30



Carlisle – pg 33



Trimble – pg 34



Chippewa Sleigh – pg 37



Cottage – pg 39





Denver – pg 41



Dumont – pg 43



Empire – pg 45



Finland – pg 47



Flush Mission – pg 49



4 Panel – pg 50



American Panel – pg 51



Heidi – pg 53



Anne – pg 55



Bow Spindle – pg 56



Brentwood – pg 57



Cannon Ball – pg 58



Non-Wrap – pg 59



Squanto – pg 60



Wrap Around – pg 61





Houston 76 – pg 63



Houston 59 – pg 64



Grandon 76 – pg 65



Grandon 59 – pg 66



Imperial – pg 69



Imperial – pg 69



Ironwood – pg 71



Kascade – pg 73



Lexington – pg 75



Liberty – pg 77



Lincoln – pg 79



Live Wood – pg 81



Maison – pg 85



Monarch – pg 87



Old Classic Sleigh – pg 89





**Classic Raised Panel Sleigh – pg 90**



**Orewood – pg 93**



**Reno – pg 95**



**Sequoyah – pg 97**



**Shaker – pg 99**



**Dover – pg 101**



**Flint – pg 102**



**Troy – pg 103**



**Troy Panel – pg 103**



**Stick Mission – pg 107**



**American Mission – pg 108**



**Trestle – pg 109**



**Timbra – pg 111**



**Timbra – pg 111**



**Timbra – pg 112**





Vandella – pg 115



Vandella – pg 116



Vogen – pg 119



Bed Seats – pgs 123-124



Bed Seats – pg 123-124



Low Footboards – pgs 125-126



200-1 Ajay – pg 128



200-2 Ajay – pg 129



Captain Bed – pg 130



Horizontal Murphy Bed – pg 131



Murphy Bed – pg 132-133



203 Trail Wall Unit – pg 134



204 Trail Wall Unit – pg 135



Trundle – pg 136



301 Storage Footboard – pg 138





302 Platform Bed – pg 139



302-1 Platform Bed – pg 140



304 Platform Bed – pg 141



305 Platform Bed – pg 142



306 Platform Bed – pg 143



307 Platform Bed – pg 144



308 Platform Bed – pg 145



Dumont Day Bed – pg 149



Mission Day Bed – pg 150



Panel Day Bed – pg 151



Sleigh Day Bed – pg 152



501 Bookcase Headboard – pg 154



502 Bookcase Headboard – pg 155



Boulder Creek Bookcase Headboard – pg 156



Empire Bookcase Headboard – pg 157





**Lexington Bookcase Headboard – pg 158**



**506 Bookcase Headboard – pg 159**



**Old Classic Sleigh Bookcase Headboard – pg 160**



**Ladder Bunk Bed – pg 163**



**Mission Bunk Bed – pg 164**



**Shaker Bunk Bed – pg 165**



**Houston Bunk Bed – pg 166**








## SPLIT POST OPTION

Split post option available on Burlington, Cottage, Empire, Heidi, Houston, Grandon, Ironwood, Orewood, Sequoyah, Timbra, and Vogen.

\*A great option to make delivery of our large beds more efficient.\*









Abby

ITAB-032

Abby

NEW

Shown in King Size,  
Sap Cherry with Earthtone stain

HB 68" - FB 27<sup>3</sup>/<sub>4</sub>"

Twin: 55<sup>1</sup>/<sub>2</sub>" W x 81<sup>3</sup>/<sub>4</sub>" L

Full: 69" W x 81<sup>3</sup>/<sub>4</sub>" L

Queen: 76" W x 86<sup>3</sup>/<sub>4</sub>" L

King: 92" W x 86<sup>3</sup>/<sub>4</sub>" L

Cal. King: 88" W x 90<sup>3</sup>/<sub>4</sub>" L



Abby

Abby

INDIAN TRAIL FURNITURE |

13



# Abby

## COLLECTION



*Shown in Sap Cherry with Earthtone stain*

**ITAB-032** Abby Bed by Indian Trail Furniture  
*Bedroom Furniture by J&R Woodworking*



# Artesa

**ITA-038**

Artesa

*Shown in Queen Size,  
Rustic Cherry with Michaels Cherry stain  
Standard with wood back panel*

HB 58" - FB 32"

Twin: 46 $\frac{1}{4}$ " W x 83 $\frac{1}{2}$ " L

Full: 59 $\frac{3}{4}$ " W x 83 $\frac{1}{2}$ " L

Queen: 66 $\frac{3}{4}$ " W x 88 $\frac{1}{2}$ " L

King: 82 $\frac{3}{4}$ " W x 88 $\frac{1}{2}$ " L

Cal. King: 78 $\frac{3}{4}$ " W x 92 $\frac{1}{2}$ " L



Artesa



Optional headboard with  
no wood back panel



Optional footboard with  
no wood back panel



Footboard detail

# Artesa



# Artesa

## COLLECTION



*Shown in Rustic Cherry with Michaels Cherry stain*

**ITA-038** Artesa Bed by Indian Trail Furniture  
*Bedroom Furniture by J&R Woodworking*



# Atlantic

**ITAL-036**

Atlantic

with wood or fabric HB panel

*Shown in Queen Size,  
Brown Maple with Sandstone stain*

HB 48" - FB 15½"

Twin: 49½" W x 82¾" L

Full: 63" W x 82¾" L

Queen: 70" W x 87¾" L

King: 86" W x 87¾" L

Cal. King: 82" W x 91¾" L



*Shown in Queen Size, Brown  
Maple with Sandstone stain  
and C2-12 Antarctic Fabric*



Atlantic

# Atlantic



# Ashland

**ITAS-037**

Ashland

*Shown in Queen Size,  
Brown Maple with Sandstone stain*

HB 53" - FB 24"

Twin: 43 $\frac{3}{8}$ " W x 82" L

Full: 57 $\frac{1}{8}$ " W x 82" L

Queen: 64 $\frac{1}{8}$ " W x 87" L

King: 80 $\frac{1}{8}$ " W x 87" L

Cal. King: 76 $\frac{1}{8}$ " W x 91" L



Atlantic

# Ashland



# Atlantic

## COLLECTION



*Shown in Brown Maple with Sandstone stain*

**ITAL-036** Atlantic Bed by Indian Trail Furniture  
*Bedroom Furniture by J&R Woodworking*



# Atlantic

## COLLECTION



*Shown in Brown Maple with Sandstone stain*

**ITAS-037** Ashland Bed by Indian Trail Furniture  
*Bedroom Furniture by J&R Woodworking*



# Baymont

**ITBM-058**

**Baymont**

*Shown in Queen Size,  
Brown Maple with Sandstone stain*

**NEW**

HB 48" - FB 15"

Twin: 49½" W x 85" L

Full: 63" W x 85" L

Queen: 70" W x 90" L

King: 86" W x 90" L

Cal. King: 82" W x 94" L



# Baymont

INDIAN TRAIL FURNITURE | 21



# Baymont

## COLLECTION



*Shown in Brown Maple with Sandstone stain*

**ITBM-058** Baymont Bed by Indian Trail Furniture  
*Bedroom Furniture by J&R Woodworking*



# Boulder Creek

**ITBC-057**

**Boulder Creek**

1¾" x 3¼" posts

*Shown in Queen Size,  
Rustic Hickory with Golden Pecan stain*

**BEST  
SELLER**

HB 59" - FB 31"

Twin: 44¼" W x 81¼" L

Full: 57¾" W x 81¼" L

Queen: 64¾" W x 86¼" L

King: 80¾" W x 86¼" L

Cal. King: 76¾" W x 90¼" L



*Shown in Queen Size, Rustic  
Hickory with Golden Pecan  
stain and C2-34 Melody Fabric*



*Matching low footboard - 16½" H*



*Queen / King size Rustic Hickory or Oak*



# Boulder Creek

**ITBC-057-C**

Boulder Creek

*Shown in Queen Size,  
Rustic Cherry with Vintage Antique stain*

HB 53" - FB 31"

Twin: 44 $\frac{1}{4}$ " W x 81 $\frac{1}{4}$ " L

Full: 57 $\frac{3}{4}$ " W x 81 $\frac{1}{4}$ " L

Queen: 64 $\frac{3}{4}$ " W x 86 $\frac{1}{4}$ " L

King: 80 $\frac{3}{4}$ " W x 86 $\frac{1}{4}$ " L

Cal. King: 76 $\frac{3}{4}$ " W x 90 $\frac{1}{4}$ " L



# Boulder Creek



# Boulder Creek Mission

**ITBC-057-M**

## Boulder Creek Mission

*Shown in Queen Size,  
Oak with Creek Slate stain*

HB 59" - FB 24"

Twin: 44 $\frac{1}{4}$ " W x 81 $\frac{1}{4}$ " L

Full: 57 $\frac{3}{4}$ " W x 81 $\frac{1}{4}$ " L

Queen: 64 $\frac{3}{4}$ " W x 86 $\frac{1}{4}$ " L

King: 80 $\frac{3}{4}$ " W x 86 $\frac{1}{4}$ " L

Cal. King: 76 $\frac{3}{4}$ " W x 90 $\frac{1}{4}$ " L



# Boulder Creek Mission



# Boulder Creek

## COLLECTION



*Shown in Rustic Hickory with FC-41610 Golden Pecan stain*

**ITBC-057** Boulder Creek Bed (Queen size) by Indian Trail Furniture  
*Bedroom Furniture by J&R Woodworking*



# Boulder Creek

## COLLECTION



*Shown in Rustic Cherry with Burnt Umber stain*

**ITBC-057-C** Boulder Creek Bed by Indian Trail Furniture  
*Bedroom Furniture by J&R Woodworking*







# Burlington

**ITBT-049**

## Burlington

with wood panel in HB

*Shown in King Size,  
Rustic Rough Sawn Brown Maple  
with Sandstone stain, 10 sheen*

HB 76" - FB 24½"

Twin: N/A

Full: 60¼" W x 89¾" L

Queen: 67¼" W x 94¾" L

King: 83¼" W x 94¾" L

Cal. King: 79¼" W x 98¾" L



*Shown in King Size, Rustic  
Rough Sawn Brown Maple with  
Sandstone stain, 10 sheen and  
C2-12 Antarctic Fabric*

# Burlington



# Burlington

**ITBT-049**

**Burlington**

with fabric panel in HB

*Shown in King Size,  
Oak with Charwood stain and  
C2-12 Antarctic Fabric*

HB 76" - FB 24½"

Twin: N/A

Full: 60¼" W x 89¾" L

Queen: 67¼" W x 94¾" L

King: 83¼" W x 94¾" L

Cal. King: 79¼" W x 98¾" L



*Shown in King  
Size, Oak with  
Charwood stain*

# Burlington



# Burlington

## COLLECTION



*Shown in Oak with Charwood stain*

**ITBT-049** Burlington Bed (wood panel) by Indian Trail Furniture  
*Bedroom Furniture by J&R Woodworking*



# Burlington

## COLLECTION



*Shown in Rustic Rough Sawn Brown Maple with Sandstone stain, 10 sheen and C2-12 Antarctic fabric*

**ITBT-049** Burlington Bed (fabric panel) by Indian Trail Furniture  
*Bedroom Furniture by J&R Woodworking*



# Carlisle

**ITC-078**

**Carlisle**

*Shown in Queen Size,  
Oak with Carbon stain*

HB 53" - FB 26"

Twin: 51¼" W x 84½" L

Full: 64¾" W x 84½" L

Queen: 71¾" W x 89½" L

King: 87¾" W x 89½" L

Cal. King: 83¾" W x 93½" L



Carlisle

# Carlisle

INDIAN TRAIL FURNITURE | 33



# Trimble

**ITTM-035**

Trimble

*Shown in Queen Size,  
Oak with Earthtone stain*

**BEST  
SELLER**

HB 52" - FB 20"

Twin: 46" W x 83<sup>3</sup>/<sub>4</sub>" L

Full: 59<sup>1</sup>/<sub>2</sub>" W x 83<sup>3</sup>/<sub>4</sub>" L

Queen: 66<sup>1</sup>/<sub>2</sub>" W x 88<sup>3</sup>/<sub>4</sub>" L

King: 82<sup>1</sup>/<sub>2</sub>" W x 88<sup>3</sup>/<sub>4</sub>" L

Cal. King: 78<sup>1</sup>/<sub>2</sub>" W x 92<sup>3</sup>/<sub>4</sub>" L



*Shown in Queen Size Brown  
Maple with Burnt Umber stain  
and C2-12 Antarctic Fabric*



# Carlisle

## COLLECTION



*Shown in Oak with Earthtone stain*

**ITC-078** Carlisle Bed by Indian Trail Furniture  
*Bedroom Furniture by J&R Woodworking*



# Carlisle

## COLLECTION



*Shown in Oak with Earthtone stain*

**ITTM-035** Trimble Bed by Indian Trail Furniture  
*Bedroom Furniture by J&R Woodworking*



# Chippewa Sleigh

**ITCS-026**

**Chippewa Sleigh**

*Shown in Queen Size,  
Oak with Vintage Antique stain*

**BEST  
SELLER**

HB 52" - FB 25"

Twin: 42 $\frac{1}{4}$ " W x 88 $\frac{3}{4}$ " L

Full: 55 $\frac{3}{4}$ " W x 88 $\frac{3}{4}$ " L

Queen: 62 $\frac{3}{4}$ " W x 93 $\frac{3}{4}$ " L

King: 78 $\frac{3}{4}$ " W x 93 $\frac{3}{4}$ " L

Cal. King: 74 $\frac{3}{4}$ " W x 97 $\frac{3}{4}$ " L



*Shown in Queen Size,  
Brown Maple with Golden  
Brown stain and C2-12  
Antarctic Fabric*

Chippewa Sleigh



# Chippewa Sleigh

## COLLECTION



*Shown in Oak with Vintage Antique stain*

**ITCS-026** Chippewa Sleigh Bed by Indian Trail Furniture  
*Bedroom Furniture by J&R Woodworking*



# Cottage

**ITCT-027**

## Cottage

*Shown in King Size,  
Rustic Hickory with Almond stain*

HB 76" - FB 29"

Twin: N/A

Full: 59" W x 88½" L

Queen: 66" W x 93½" L

King: 82" W x 93½" L

Cal. King: 78" W x 97½" L



*Split post option*

# Cottage



# Cottage

## COLLECTION



*Shown in Oak with Old Museum stain*

**ITCT-027** Cottage Bed by Indian Trail Furniture  
*Bedroom Furniture by J&R Woodworking*



# Denver

**ITDV-087**

**Denver**

*Shown in Queen Size,  
Rustic Hickory with Earthtone stain*

HB 60" - FB 16"

Twin: 45½" W x 82" L

Full: 59" W x 82" L

Queen: 66" W x 87" L

King: 82" W x 87" L

Cal. King: 78" W x 91" L

available in all wood species



*Shown in Rustic Rough  
Sawn Brown Maple with  
FC-42000 Almond stain  
#10 sheen*

*Rustic Cherry with  
FC-10748 Burnt  
Umber stain*

*Brown Maple  
with FC-15743  
Briar stain*

*Rustic Hickory  
with FC-40592  
Earthtone stain*





# Denver

## COLLECTION



*Shown in Rustic Hickory with FC-40592 Earthtone stain*

**ITDV-087** Denver Bed by Indian Trail Furniture  
*Bedroom Furniture by J&R Woodworking*



# Dumont

**ITD-069**

**Dumont**

**BEST  
SELLER**

*Shown in Queen Size, Rustic Rough  
Sawn Brown Maple with  
Almond stain #10 sheen*

HB 53 $\frac{1}{4}$ " - FB 24"

Twin: 46 $\frac{1}{4}$ " W x 83 $\frac{1}{4}$ " L

Full: 59 $\frac{3}{4}$ " W x 83 $\frac{1}{4}$ " L

Queen: 66 $\frac{3}{4}$ " W x 88 $\frac{1}{4}$ " L

King: 82 $\frac{3}{4}$ " W x 88 $\frac{1}{4}$ " L

Cal. King: 78 $\frac{3}{4}$ " W x 92 $\frac{1}{4}$ " L



*Shown in Queen Size, Rustic  
Rough Sawn Brown Maple  
with Almond stain  
and C2-6 Normal Fabric*

# Dumont



# Dumont

## COLLECTION



*Shown in Rustic Rough Sawn Brown Maple with FC-42000 Almond stain #10 sheen*

**ITD-069** Dumont Bed by Indian Trail Furniture  
*Bedroom Furniture by J&R Woodworking*



# Empire

**ITE-080**

**Empire**

*Shown in King Size,  
Brown Maple with Onyx stain*

**BEST  
SELLER**

HB 70" - FB 37"

Twin: N/A

Full: 67 $\frac{3}{4}$ " W x 87 $\frac{1}{2}$ " L

Queen: 74 $\frac{3}{4}$ " W x 92 $\frac{1}{2}$ " L

King: 90 $\frac{3}{4}$ " W x 92 $\frac{1}{2}$ " L

Cal. King: 86 $\frac{3}{4}$ " W x 96 $\frac{1}{2}$ " L



*Shown in King Size, Brown  
Maple with Burnt Umber stain  
and C2-12 Antartic Fabric*



*Split post option*



*King Size Brown Maple or Oak*



# Empire

## COLLECTION



*Shown in Brown Maple with Onyx stain*

**ITE-080** Empire Bed by Indian Trail Furniture  
*Bedroom Furniture by J&R Woodworking*



# Finland

**ITFN-075**

**Finland**

**BEST  
SELLER**

*Shown in Queen Size,  
Brown Maple with Earthtone stain*

HB 55½" - FB 26"

Twin: 44¼" W x 82" L

Full: 57¾" W x 82" L

Queen: 64¾" W x 87" L

King: 80¾" W x 87" L

Cal. King: 76¾" W x 91" L



*Shown in Queen Size Brown  
Maple with Briar stain  
and C2-37 Yoyo Fabric*



*Queen / King Size Brown Maple or Oak*

INDIAN TRAIL FURNITURE |

47



# Finland

## COLLECTION



*Shown in Brown Maple with FC-40592 Earthtone stain*

**ITFN-075** Finland Bed by Indian Trail Furniture  
*Bedroom Furniture by J&R Woodworking*



# Flush Mission

**ITF-077**

Flush Mission

HB 48" - FB 24"

*Shown in Queen Size,  
Oak with Michael's Cherry stain*

**BEST  
SELLER**

Twin: 45 $\frac{1}{4}$ " W x 81" L

Full: 58 $\frac{3}{4}$ " W x 81" L

Queen: 65 $\frac{3}{4}$ " W x 86" L

King: 81 $\frac{3}{4}$ " W x 86" L

Cal. King: 77 $\frac{3}{4}$ " W x 90" L



*Shown in Queen Size, Brown  
Maple with Asbury stain and  
C2-34 Melody Fabric*

INDIAN TRAIL FURNITURE |

49



# 4-Panel

**IT4P-074**

4-Panel

*Shown in Queen Size,  
Oak with FC-7992 Asbury Brown stain*

HB 53" - FB 22"

Twin: 45 $\frac{1}{4}$ " W x 81" L

Full: 58 $\frac{3}{4}$ " W x 81" L

Queen: 65 $\frac{3}{4}$ " W x 86" L

King: 81 $\frac{3}{4}$ " W x 86" L

Cal. King: 77 $\frac{3}{4}$ " W x 90" L





# American Panel

**ITAP-064**

American Panel

*Shown in Queen Size,  
QSWO with Michael's Cherry stain*

HB 58" - FB 29"

Twin: 45" W x 83 $\frac{3}{4}$ " L

Full: 58 $\frac{1}{2}$ " W x 83 $\frac{3}{4}$ " L

Queen: 65 $\frac{1}{2}$ " W x 88 $\frac{3}{4}$ " L

King: 81 $\frac{1}{2}$ " W x 88 $\frac{3}{4}$ " L

Cal. King: 77 $\frac{1}{2}$ " W x 92 $\frac{3}{4}$ " L



*Bevel caps standard*

# American Panel



# Flush Mission

## COLLECTION



*Shown in Brown Maple with Almond stain*

**ITF-077** Flush Mission Bed by Indian Trail Furniture  
*Bedroom Furniture by J&R Woodworking*



# Heidi

**ITHI-079**

Heidi

*Shown in King Size,  
Sap Cherry with Old Museum stain*

HB 64 $\frac{3}{4}$ " - FB 33"

Twin: N/A

Full: 63 $\frac{3}{4}$ " W x 87 $\frac{1}{2}$ " L

Queen: 70 $\frac{3}{4}$ " W x 92 $\frac{1}{2}$ " L

King: 86 $\frac{3}{4}$ " W x 92 $\frac{1}{2}$ " L

Cal. King: 82 $\frac{3}{4}$ " W x 96 $\frac{1}{2}$ " L



*Split post option*

# Heidi



# Heidi

## COLLECTION



*Shown in Sap Cherry with Old Museum stain*

**ITHI-079** Heidi Bed by Indian Trail Furniture  
*Bedroom Furniture by J&R Woodworking*



# Anne

**NEW**

**ITAN-039**

Anne

*Shown in Queen Size,  
Brown Maple with Antique Slate stain*

HB 53" - FB 26"

Twin: 45" W x 82½" L

Full: 58½" W x 82½" L

Queen: 65½" W x 87½" L

King: 81½" W x 87½" L

Cal. King: 77½" W x 91½" L



Heritage

# Anne

INDIAN TRAIL FURNITURE | 55



# Bow Spindle

**ITBS-096**

## Bow Spindle

*Shown in Queen Size,  
Brown Maple with Rich Tobacco stain*

HB 60" - FB 39½"

Twin: 43" W x 82½" L

Full: 56½" W x 82½" L

Queen: 63½" W x 87½" L

King: 79½" W x 87½" L

Cal. King: 75½" W x 91½" L



# Bow Spindle



# Brentwood

**ITBR-031**

**Brentwood**

*Shown in Queen Size,  
Rustic Cherry with Tavern stain*

HB 52" - FB 36"

Twin: 44 $\frac{1}{4}$ " W x 82" L

Full: 57 $\frac{3}{4}$ " W x 82" L

Queen: 64 $\frac{3}{4}$ " W x 87" L

King: 80 $\frac{3}{4}$ " W x 87" L

Cal. King: 76 $\frac{3}{4}$ " W x 91" L



# Brentwood



# Cannon Ball

**ITCB-030**

**Cannon Ball**

*Shown in Queen Size,  
Oak with Charwood stain*

HB 52" - FB 36"

Twin: 44 $\frac{1}{4}$ " W x 82" L

Full: 57 $\frac{3}{4}$ " W x 82" L

Queen: 64 $\frac{3}{4}$ " W x 87" L

King: 80 $\frac{3}{4}$ " W x 87" L

Cal. King: 76 $\frac{3}{4}$ " W x 91" L



# Cannon Ball



# Non-Wrap

**ITNW-090**

Non-Wrap

*Shown in Queen Size,  
Oak with Lite Asbury stain*

**BEST  
SELLER**

HB 52" - FB 36"

Twin: 45 $\frac{1}{4}$ " W x 82" L

Full: 58 $\frac{3}{4}$ " W x 82" L

Queen: 65 $\frac{3}{4}$ " W x 87" L

King: 81 $\frac{3}{4}$ " W x 87" L

Cal. King: 77 $\frac{3}{4}$ " W x 91" L



# Non-Wrap



# Squanto

**ITSN-089**

Squanto

*Shown in Queen Size,  
Oak with FC-15743 Briar Stain*

HB 60" - FB 36"

Twin: 45 $\frac{1}{4}$ " W x 82" L

Full: 58 $\frac{3}{4}$ " W x 82" L

Queen: 65 $\frac{3}{4}$ " W x 87" L

King: 81 $\frac{3}{4}$ " W x 87" L

Cal. King: 77 $\frac{3}{4}$ " W x 91" L



# Squanto



# Wrap Around

## ITWR-040

### Wrap Around Bed

*Shown in Queen Size,  
Oak with FC-N3031 Tawny stain*

HB 52" - FB 36"

Twin: N/A

Full: 61 $\frac{1}{4}$ " W x 85" L

Queen: 68 $\frac{1}{4}$ " W x 90" L

King: 84 $\frac{1}{4}$ " W x 90" L

Cal. King: 80 $\frac{1}{4}$ " W x 94" L



## ITWR-T040

### Wrap Around Bed

*Shown in Queen Size,  
Oak with FC-44938 Sealy stain*

HB 60" - FB 44"

*\*Sizes are same as ITWR-040.*



# Heritage

## COLLECTION



*Shown in Oak with Lite Asbury stain*

**ITNW-090** Non-Wrap Bed by Indian Trail Furniture  
*Bedroom Furniture by J&R Woodworking*



# Houston

**ITHU-088-76**

Houston

**BEST  
SELLER**

True mortise & tenon /  
wood pin construction

*Shown in King Size, Rustic Rough  
Sawn Brown Maple with  
Almond stain #10 sheen*

HB 76" - FB 32"

Twin: N/A

Full: 63 $\frac{3}{4}$ " W x 89 $\frac{1}{2}$ " L

Queen: 70 $\frac{3}{4}$ " W x 94 $\frac{1}{2}$ " L

King: 86 $\frac{3}{4}$ " W x 94 $\frac{1}{2}$ " L

Cal. King: 82 $\frac{3}{4}$ " W x 98 $\frac{1}{2}$ " L



Matching low footboard **ITLF-8**, 20 $\frac{1}{2}$ " high



Split post option



*Rustic Rough Sawn Brown Maple ONLY*

INDIAN TRAIL FURNITURE | 63

Houston



# Houston

**ITHU-088-59**

## Houston

True mortise & tenon /  
wood pin construction

*Shown in Queen Size, Rustic Rough Sawn  
Brown Maple with Almond stain #10 sheen*

HB 59" - FB 32"

Twin: 50¼" W x 89½" L

Full: 63¾" W x 89½" L

Queen: 70¾" W x 94½" L

King: 86¾" W x 94½" L

Cal. King: 82¾" W x 98½" L



Houston



Matching low footboard **ITLF-8**, 20½" high



Split post option



*Rustic Rough Sawn Brown Maple ONLY*



# Grandon

**ITG-091-76**

## Grandon

True mortise & tenon / wood pin construction with 6" Square Post  
Shown in King Size, Rustic Rough Sawn Brown Maple with Almond stain #10 sheen

HB 76" - FB 32"


Twin: N/A

Full: 63 $\frac{3}{4}$ " W x 89 $\frac{1}{2}$ " L

Queen: 70 $\frac{3}{4}$ " W x 94 $\frac{1}{2}$ " L

King: 86 $\frac{3}{4}$ " W x 94 $\frac{1}{2}$ " L

Cal. King: 82 $\frac{3}{4}$ " W x 98 $\frac{1}{2}$ " L



Footboard detail



6" square posts



Split post option

# Grandon



# Grandon

**ITG-091-59**

## Grandon

True mortise & tenon / wood pin construction with 6" Square Post  
Shown in King Size, Rustic Rough Sawn Brown Maple with Almond stain #10 sheen

HB 59" - FB 32"

Twin: 50 $\frac{1}{4}$ " W x 89 $\frac{1}{2}$ " L  
Full: 63 $\frac{3}{4}$ " W x 89 $\frac{1}{2}$ " L  
Queen: 70 $\frac{3}{4}$ " W x 94 $\frac{1}{2}$ " L  
King: 86 $\frac{3}{4}$ " W x 94 $\frac{1}{2}$ " L  
Cal. King: 82 $\frac{3}{4}$ " W x 98 $\frac{1}{2}$ " L



6" square posts



Split post option

# Grandon



# Houston

## COLLECTION



*Shown in Rustic Rough Sawn Brown Maple with FC-42000 Almond stain #10 sheen*

**ITHU-088-76** Houston Bed by Indian Trail Furniture  
*Bedroom Furniture by J&R Woodworking*







# Imperial

## ITIM-052

### Imperial with tall posts

*Shown in Queen Size,  
Rustic Hickory with Almond stain*

HB 82" - FB 82"  
(with canopy 83")

Twin: 44 $\frac{1}{8}$ " W x 81 $\frac{1}{2}$ " L  
Full: 57 $\frac{3}{8}$ " W x 81 $\frac{1}{2}$ " L  
Queen: 64 $\frac{5}{8}$ " W x 86 $\frac{1}{2}$ " L  
King: 80 $\frac{5}{8}$ " W x 86 $\frac{1}{2}$ " L  
Cal. King: 76 $\frac{5}{8}$ " W x 90 $\frac{1}{2}$ " L

option: canopy rail



*Optional canopy rail*



## ITIM-052

### Imperial with short posts

*Shown in Queen Size,  
Rustic Hickory with Almond stain*

HB 52" - FB 30"

*\*Sizes are same as listed above.*



# Imperial

## COLLECTION



*Shown in Rustic Hickory with Almond stain*

**ITIM-052** Imperial (with tall posts) Bed by Indian Trail Furniture  
*Bedroom Furniture by J&R Woodworking*



# Ironwood

**ITI-085**

## Ironwood

*Shown in King Size, Rustic Rough  
Sawn Brown Maple with Harvest  
stain #10 sheen*

HB 70" - FB 32"

Twin: 50 $\frac{1}{4}$ " W x 88" L

Full: 63 $\frac{3}{4}$ " W x 88" L

Queen: 70 $\frac{3}{4}$ " W x 93" L

King: 86 $\frac{3}{4}$ " W x 93" L

Cal. King: 82 $\frac{3}{4}$ " W x 97" L



*Split post option*

# Ironwood



# Ironwood

## COLLECTION



*Shown in Rustic Rough Sawn Brown Maple with Harvest stain #10 sheen*

**ITI-085** Ironwood Bed by Indian Trail Furniture  
*Bedroom Furniture by J&R Woodworking*



# Kascade

**ITK-076**

**Kascade**

*Shown in Queen Size,  
Brown Maple with Manchester stain*

HB 57" - FB 29"

Twin: 45 $\frac{1}{4}$ " W x 82 $\frac{7}{8}$ " L

Full: 58 $\frac{3}{4}$ " W x 82 $\frac{7}{8}$ " L

Queen: 65 $\frac{3}{4}$ " W x 87 $\frac{7}{8}$ " L

King: 81 $\frac{3}{4}$ " W x 87 $\frac{7}{8}$ " L

Cal. King: 77" W x 91 $\frac{7}{8}$ " L



*Optional headboard and footboard  
with wood back panel*

# Kascade



# Kascade

## COLLECTION



*Shown in Brown Maple with Manchester stain*

**ITK-076** Kascade Bed by Indian Trail Furniture  
*Bedroom Furniture by J&R Woodworking*



# Lexington

**ITL-082**

**Lexington**

*Shown in King Size,  
Brown Maple with Old Museum stain*

**BEST  
SELLER**

HB 67" - FB 35"

Twin: N/A

Full: 54" W x 88" L

Queen: 70" W x 93" L

King: 86" W x 93" L

Cal. King: 82" W x 97" L



Standard  
panels  
in post



Split post option

**QUICK  
SHIP**  
of Indiana



Est. 2018

# Lexington

*Queen / King Size Brown Maple ONLY*



# Lexington

## COLLECTION



*Shown in Brown Maple with Old Museum stain*

**ITL-082** Lexington Bed by Indian Trail Furniture  
*Bedroom Furniture by J&R Woodworking*



# Liberty

**ITLB-034**

Liberty

*Shown in Queen Size,  
Brown Maple with Sandstone stain*

HB 48" - FB 15 $\frac{1}{8}$ "

Twin: 52 $\frac{1}{2}$ " W x 82 $\frac{1}{4}$ " L

Full: 66" W x 82 $\frac{1}{4}$ " L

Queen: 73" W x 87 $\frac{1}{4}$ " L

King: 89" W x 87 $\frac{1}{4}$ " L

Cal. King: 85" W x 91 $\frac{1}{4}$ " L



Liberty

# Liberty

INDIAN TRAIL FURNITURE | 77



# Liberty

## COLLECTION



*Shown in Brown Maple with Sandstone stain*

**ITLB-034** Liberty Bed by Indian Trail Furniture  
*Bedroom Furniture by J&R Woodworking*



# Lincoln

**ITLN-062**

Lincoln

*Shown in Queen Size,  
Brown Maple with Rich Tobacco stain*

HB 53½" - FB 19"

Twin: 48¼" W x 80½" L

Full: 61¾" W x 80½" L

Queen: 68¾" W x 85½" L

King: 84¾" W x 85½" L

Cal. King: 80¾" W x 89½" L



*Headboard detail*

Lincoln

# Lincoln

INDIAN TRAIL FURNITURE | 79



# Lincoln

## COLLECTION



*Shown in Sap Cherry with Burnt Umber stain*

**ITLN-062** Lincoln Bed by Indian Trail Furniture  
*Bedroom Furniture by J&R Woodworking*



# Live Wood

**ITW-068**

Live Wood

*Shown in Queen Size,  
Cherry with Vintage Antique stain*

HB 53" - FB 26"

Twin: 45" W x 82" L

Full: 58½" W x 82" L

Queen: 65½" W x 87" L

King: 81" W x 87" L

Cal. King: 77" W x 91" L

Available in Cherry, Rustic Walnut,  
Rustic Cherry, and Walnut



*Shown in Walnut  
with Bel Air stain*

# Live Wood



# Live Wood

## COLLECTION



*Queen size shown in Rustic Walnut with Bel-Air stain*

**ITW-068** Live Wood Bed by Indian Trail Furniture  
*Bedroom Furniture by J&R Woodworking*



# Live Wood

## COLLECTION



*King size shown in Rustic Cherry with Vintage Antique stain*

**ITW-068** Live Wood Bed by Indian Trail Furniture  
*Bedroom Furniture by J&R Woodworking*







# Matison

**ITMT-067**

## Matison

*Shown in Queen Size,  
Rustic Hickory  
with Charwood stain*

HB 55" - FB 30"

Twin: 49 $\frac{1}{4}$ " W x 81 $\frac{3}{4}$ " L  
Full: 62 $\frac{3}{4}$ " W x 81 $\frac{3}{4}$ " L  
Queen: 69 $\frac{3}{4}$ " W x 86 $\frac{3}{4}$ " L  
King: 85 $\frac{3}{4}$ " W x 86 $\frac{3}{4}$ " L  
Cal. King: 81 $\frac{3}{4}$ " W x 90 $\frac{3}{4}$ " L



# Matison



# Matison

## COLLECTION



*Shown in Rustic Hickory with Charwood stain*

**ITMT-067** Matison Bed by Indian Trail Furniture  
*Bedroom Furniture by J&R Woodworking*



# Monarch

**ITM0-033**

**Monarch**

*Shown in Queen Size,  
Oak with Sandstone stain*

HB 50" - FB 19½"

Twin: 45" W x 84¼" L

Full: 58½" W x 83¼" L

Queen: 65½" W x 88¼" L

King: 81½" W x 88¼" L

Cal. King: 77½" W x 92¼" L



Monarch

# Monarch



# Monarch

## COLLECTION



*Shown in Oak with Sandstone stain*

**ITMO-033** Monarch Bed by Indian Trail Furniture  
*Bedroom Furniture by J&R Woodworking*



# Old Classic Sleigh

**ITO-023**

Old Classic Sleigh

*Shown in Queen Size,  
QSWO with Asbury stain*

**BEST  
SELLER**

HB 58" - FB 35"

Twin: 43" W x 94" L

Full: 56½" W x 94" L

Queen: 63½" W x 99" L

King: 79½" W x 99" L

Cal. King: 75½" W x 103" L



Old Classic Sleigh

# Old Classic Sleigh



# Classic Raised Panel

## **ITCL-020** Classic Raised Panel Sleigh

*Shown in Queen Size,  
Oak with Sealy stain*

HB 50" - FB 32"

Twin: 43" W x 93¼" L

Full: 56½" W x 93¼" L

Queen: 63½" W x 98¼" L

King: 79½" W x 98¼" L

Cal. King: 75½" W x 102¼" L



Old Classic Sleigh

# Classic Raised Panel



# Old Classic Sleigh

## COLLECTION



*Shown in OSWO with FC-7992 Asbury stain*

**ITO-023** Old Classic Sleigh Bed by Indian Trail Furniture  
*Bedroom Furniture by J&R Woodworking*







# Orewood

**ITOW-083**

## Orewood

standard steel corner accents

*Shown in Queen Size,  
Oak with Tavern stain*

HB 62" - FB 27½"

Twin: N/A

Full: 63¾" W x 87½" L

Queen: 70¾" W x 92½" L

King: 86¾" W x 92½" L

Cal. King: 82¾" W x 96½" L

available in all wood species,  
including Rustic Rough Sawn Brown Maple



Option: without steel corner accents



Split post option

# Orewood



# Orewood

## COLLECTION



*Shown in Oak with FC-10944 Tavern stain*

**ITOW-083** Orewood Bed by Indian Trail Furniture  
*Bedroom Furniture by J&R Woodworking*



# Reno

**ITR-086**

Reno

*Shown in Queen Size,  
Rustic Hickory with Bamboo stain*

HB 65" - FB 27"

Twin: 46 $\frac{1}{4}$ " W x 86 $\frac{1}{4}$ " L

Full: 59 $\frac{3}{4}$ " W x 86 $\frac{1}{4}$ " L

Queen: 66 $\frac{3}{4}$ " W x 91 $\frac{1}{4}$ " L

King: 82 $\frac{3}{4}$ " W x 91 $\frac{1}{4}$ " L

Cal. King: 78 $\frac{3}{4}$ " W x 95 $\frac{1}{4}$ " L



# Reno

INDIAN TRAIL FURNITURE | 95



# Reno

## COLLECTION



*Shown in Rustic Hickory with Bamboo stain*

**ITR-086** Reno Bed by Indian Trail Furniture  
*Bedroom Furniture by J&R Woodworking*



# Sequoyah

**ITSQ-084**

Sequoyah

*Shown in Queen Size,  
Oak with Carbon stain*

HB 64" - FB 39"

Twin: 46" W x 86¼" L

Full: 59½" W x 86¼" L

Queen: 66½" W x 91¼" L

King: 82½" W x 91¼" L

Cal. King: 78½" W x 95¼" L



*Split post option*

# Sequoyah



# Sequoyah

## COLLECTION



*Shown in Oak with Carbon stain*

**ITSQ-084** Sequoyah Bed by Indian Trail Furniture  
*Bedroom Furniture by J&R Woodworking*



# Shaker

**ITS-072**

**Shaker**

*Shown in Queen Size,  
Oak with Storm Grey stain*

**BEST  
SELLER**

HB 48" - FB 24"

Twin: 45 $\frac{1}{4}$ " W x 81" L

Full: 58 $\frac{3}{4}$ " W x 81" L

Queen: 65 $\frac{3}{4}$ " W x 86" L

King: 81 $\frac{3}{4}$ " W x 86" L

Cal. King: 77 $\frac{3}{4}$ " W x 90" L



Shaker

# Shaker

INDIAN TRAIL FURNITURE | 99



# Shaker

## COLLECTION



*Shown in Oak with Storm Grey stain*

**ITS-072** Shaker Bed by Indian Trail Furniture  
*Bedroom Furniture by J&R Woodworking*



# Dover

**ITDO-041**

**Dover**

*Shown in Queen Size,  
Rustic Hickory with Almond stain*

HB 54½" - FB 15½"

Twin: 43½" W x 79" L

Full: 57" W x 79" L

Queen: 64" W x 84" L

King: 80" W x 84" L

Cal. King: 76" W x 88" L



Simplicity

# Dover

INDIAN TRAIL FURNITURE | 101



# Flint

**ITFT-042**

Flint

*Shown in Queen Size,  
Oak with Sandstone stain*

HB 53" - FB 16¼"

Twin: 45¼" W x 80¼" L

Full: 58¾" W x 80¼" L

Queen: 65¾" W x 85¼" L

King: 81¾" W x 85¼" L

Cal. King: 77¾" W x 89¼" L



Simplicity

# Flint



# Troy

## ITTY-043

### Troy

*Shown in Queen Size,  
Rustic Rough Sawn Brown Maple  
with Harvest stain #10 sheen*

HB 52" - FB 15½"

Twin: 43½" W x 79" L  
Full: 57" W x 79" L  
Queen: 64" W x 84" L  
King: 80" W x 84" L  
Cal. King: 76" W x 88" L



## ITTY-043-P

### Troy Panel Bed

*Shown in Queen Size,  
Oak with Carbon stain  
HB 52" - FB 15½"*

# Troy



# *Simplicity*

## COLLECTION



*Shown in Oak with Shadow stain*

**ITDO-041** Dover Bed by Indian Trail Furniture  
*Bedroom Furniture by J&R Woodworking*



# *Simplicity*

## COLLECTION



*Shown in Oak with Sandstone stain*

**ITFT-042** Flint Bed by Indian Trail Furniture  
*Bedroom Furniture by J&R Woodworking*



# Simplicity

## COLLECTION



*Shown in Rustic Rough Sawn Brown Maple with Harvest stain*

**ITTY-043** Troy Bed by Indian Trail Furniture  
*Bedroom Furniture by J&R Woodworking*



# Stick Mission

**BEST  
SELLER**

**ITSM-070**

Stick Mission

*Shown in Queen Size,  
Oak with Charwood stain*

HB 48" - FB 24"

Twin: 48 $\frac{3}{4}$ " W x 81" L  
Full: 62 $\frac{1}{4}$ " W x 81" L  
Queen: 69 $\frac{1}{4}$ " W x 86" L  
King: 85 $\frac{1}{4}$ " W x 86" L  
Cal. King: 81 $\frac{1}{4}$ " W x 90" L



# Stick Mission



# American Mission

**ITAM-065**

American Mission

*Shown in Queen Size,  
Brown Maple with Briar stain*

HB 58" - FB 29"

Twin: 45" W x 83 $\frac{3}{4}$ " L

Full: 58 $\frac{1}{2}$ " W x 83 $\frac{3}{4}$ " L

Queen: 65 $\frac{1}{2}$ " W x 88 $\frac{3}{4}$ " L

King: 81 $\frac{1}{2}$ " W x 88 $\frac{3}{4}$ " L

Cal. King: 77 $\frac{1}{2}$ " W x 92 $\frac{3}{4}$ " L



*Bevel caps standard*

# American Mission



# Trestle

**ITTR-059**

Trestle

*Shown in Queen Size,  
Oak with Dark Knight stain*

HB 55" - FB 30"

Twin: 49 $\frac{1}{4}$ " W x 81 $\frac{3}{4}$ " L  
Full: 62 $\frac{3}{4}$ " W x 81 $\frac{3}{4}$ " L  
Queen: 69 $\frac{3}{4}$ " W x 86 $\frac{3}{4}$ " L  
King: 85 $\frac{3}{4}$ " W x 86 $\frac{3}{4}$ " L  
Cal. King: 81 $\frac{3}{4}$ " W x 90 $\frac{3}{4}$ " L



# Trestle



# Stick Mission

## COLLECTION



*Shown in Oak with Charwood stain*

**ITSM-070** Stick Mission Bed by Indian Trail Furniture  
*Bedroom Furniture by J&R Woodworking*



# Timbra

**ITT-093-1**

**BEST  
SELLER**

## Timbra

True mortise & tenon /  
wood pin construction  
*Shown in King Size,  
Rustic Cherry with Earthtone stain*

HB 78½" - FB 29¾"

Twin: N/A

Full: 63¾" W x 89½" L

Queen: 70¾" W x 94½" L

King: 86¾" W x 94½" L

Cal. King: 82¾" W x 98½" L



*Shown in Rustic Cherry  
with FC-40592 Earth  
Tone stain and C2-12  
Antarctic Fabric*



*6" square  
post*



*Split post option*



# Timbra

**ITT-093-2**

## Timbra

True mortise & tenon /  
wood pin construction  
*Shown in Queen Size,  
Brown Maple with Briar stain*

HB 60 $\frac{1}{4}$ " - FB 29 $\frac{3}{4}$ "

Twin: N/A

Full: 63 $\frac{3}{4}$ " W x 86 $\frac{1}{2}$ " L

Queen: 70 $\frac{3}{4}$ " W x 91 $\frac{1}{2}$ " L

King: 86 $\frac{3}{4}$ " W x 91 $\frac{1}{2}$ " L

Cal. King: 82 $\frac{3}{4}$ " W x 95 $\frac{1}{2}$ " L



4 $\frac{1}{2}$ " square post



Split post option



# Timbra

## COLLECTION



*Shown in Rustic Cherry with Earthtone stain*

**ITT-093-1** Timbra Bed by Indian Trail Furniture  
*Bedroom Furniture by J&R Woodworking*



# Timbra

## COLLECTION



*Shown in Rustic Cherry with Earthtone stain*

**ITT-093-1** Timbra Bed [upholstered headboard] by Indian Trail Furniture  
*Bedroom Furniture by J&R Woodworking*



# Vandella

## ITV-092-1

### Vandella

standard sliding doors on headboard, star on footboard, and horseshoe hangers

*Shown in King Size, Rustic Rough Sawn Brown Maple with Almond stain #10 sheen  
Star & Door Trim with Briar stain #10 sheen*

HB 10 $\frac{3}{8}$ " deep | HB 72" - FB 32"

Twin: N/A

Full: 71 $\frac{1}{2}$ " W x 90 $\frac{3}{4}$ " L

Queen: 78 $\frac{1}{2}$ " W x 95 $\frac{3}{4}$ " L

King: 94 $\frac{1}{2}$ " W x 95 $\frac{3}{4}$ " L

Cal. King: 90 $\frac{1}{2}$ " W x 99 $\frac{3}{4}$ " L



options: jewelry pullout,  
lighting in HB & FB, power strip



Headboard open, shown with optional lighting in headboard & jewelry pullout.



Optional strap-style hangers.



# Vandella

**ITV-092-2**

## Vandella

standard sliding doors on headboard, star on footboard, and horseshoe hangers

*Shown in King Size, Rustic Rough Sawn Brown Maple with Almond stain #10 sheen*

HB 7 $\frac{3}{8}$ " D | HB 64" - FB 32"

Twin: N/A

Full: 71 $\frac{1}{4}$ " W x 86 $\frac{3}{4}$ " L

Queen: 78 $\frac{1}{4}$ " W x 91 $\frac{3}{4}$ " L

King: 94 $\frac{1}{4}$ " W x 91 $\frac{3}{4}$ " L

Cal. King: 90 $\frac{1}{4}$ " W x 95 $\frac{3}{4}$ " L



options: lighting in HB & FB, power strip



Headboard open, shown with optional lighting in headboard & power strip.



Optional strap-style hangers.



# Vandella

## COLLECTION



*Shown in Rustic Rough Sawn Brown Maple with FC-42000 Almond stain #10 sheen  
Star & Door Trim with FC-15743 Briar stain*

**ITV-092-1** Vandella Bed by Indian Trail Furniture  
*Bedroom Furniture by J&R Woodworking*







# Vogen

## ITVG-094

### Vogen

*Shown in King Size, Rustic Rough Sawn Brown Maple with Harvest stain, Wheel and Yoke in Harvest stain*

HB 78½" - FB 30½"

Twin: N/A

Full: 60¾" W x 89¼" L

Queen: 67¾" W x 94¼" L

King: 83¾" W x 94¼" L

Cal. King: 79¾" W x 98¼" L



*Shown in Rustic Rough Sawn Brown Maple with Almond stain, Wheel and Yoke in Briar stain*



*Split post option*



# Vogen

## COLLECTION




*Shown in Rustic Rough Sawn Brown Maple with Harvest stain*

**ITVG-094** Vogen Bed by Indian Trail Furniture  
*Bedroom Furniture by J&R Woodworking*



# Bed Seats & Low Footboards



**IT-101** Sleigh Bed Seat..... pg 123  
**IT-102** Bed Seat..... pg 124  
**IT-103** Boulder Creek Bed Seat ..... pg 123  
Low Footboards ..... pgs 125-126

# Bed Seats & Low Footboards







# Bed Seats



**IT-101**

Sleigh Bed Seat

storage as shown

50¼" W x 19¼" D x 18½" H



**IT-103**

Boulder Creek Bed Seat

storage as shown

47½" W x 20¼" D x 28¼" H

# Bed Seats



# Bed Seats



**IT-102**

Bed Seat

storage as shown

46½" W x 22½" D x 18¼" H

*\*available in all wood species\**



# Bed Seats



# Low Footboards



**ITLF-1**

17" high




**ITLF-2**

18½" high



**ITLF-3**

16½" high



**ITLF-4**

16½" high

# Low Footboards




# Low Footboards



**ITLF-5**

27" high



**ITLF-6**

15½" high



**ITLF-8**

20½" high



**ITLF-10**

15½" high

**BEST  
SELLER**

# Low Footboards



# Captain & Murphy Beds, Wall Units and Trundle



**IT-200-1** Ajay ..... pg 128

**IT-200-2** Ajay ..... pg 129

**IT-201** Captain Bed ..... pg 130

**IT-202-H** Horizontal Murphy Bed ..... pg 131

**IT-202** Murphy Bed..... pg 132-133

**IT-203** Trail Wall Unit..... pg 134

**IT-204** Trail Wall Unit..... pg 135

**IT-205** Trundle ..... pg 136



# Ajay

## IT-200-1

### Ajay

**standard with flush drawer fronts,  
undermount soft close slides and  
wood knobs**

*\*choose a different hardware - no upcharge\**

*Shown in Twin Size,  
Oak with Carbon stain*

Twin: 48 $\frac{3}{4}$ " D x 82" W x 43" H





*Ajay*

**IT-200-2**

*Ajay*

**standard with flush drawer fronts,  
undermount soft close slides and  
wood knobs**

*\*choose a different hardware - no upcharge\**

*Shown in Twin Size,  
Oak with Carbon stain*

Twin: 51 $\frac{3}{4}$ " D x 82" W x 52 $\frac{1}{2}$ " H



*Ajay*



# Captain Bed

**IT-201**

## Captain Bed

**standard undermount soft close slides**

and wood knobs

*Shown in Twin Size,*

*Oak with Hoosier Special stain*

HB 46" - FB 46"

Twin: 45¼" D x 80" W



*Standard with storage behind drawers. 3 working drawers on bottom. Top drawers are fake.*



# Horizontal Murphy Bed

**NEW**

**IT-202-H**

Horizontal  
Murphy Bed

**can be used with short towers**

BHIM8900-12-BL is std. hardware for bed;  
BHIM8900-5-BL is std. hardware for towers

*Shown in Queen Size,  
Brown Maple with Lite Asbury stain*

Bed Cabinet:

Twin: 86 $\frac{1}{8}$ " W x 20 $\frac{3}{4}$ " D x 44 $\frac{1}{2}$ " H

Full: 86 $\frac{1}{8}$ " W x 20 $\frac{3}{4}$ " D x 59 $\frac{1}{2}$ " H

Queen: 91 $\frac{1}{8}$ " W x 20 $\frac{3}{4}$ " D x 66 $\frac{1}{2}$ " H



Horizontal Murphy



# Murphy Bed



## IT-202

### Murphy Bed

**standard with flush drawer fronts & doors, pop-out rail, undermount soft close slides, & 2 adj. shelves**

BHIM8900-12-BL is std. hardware for bed;  
BHIM8900-5-BL is std. hardware for towers  
*towers not shown with standard hardware*

*\*choose a different hardware - no upcharge\**

12" maximum mattress thickness

*Shown in Queen Size,  
Oak with Driftwood stain*

#### Bed Cabinet:

Twin: 47½" W x 20¾" D x 81½" H

Full: 62½" W x 20¾" D x 81½" H

Queen: 71¼" W x 20¾" D x 86½" H

Short Side Cabinet: 21½" W x 19¾" D x 35" H

Tall Side Cabinet: 21¼" W x 19½" D x 76¼" H





# Murphy Bed



*Shown with short side cabinets*

**IT-202**

## Murphy Bed

**standard with flush drawer fronts & doors, pop-out rail, undermount soft close slides, & 2 adj. shelves**

BHIM8900-12-BL is std. hardware for bed;  
BHIM8900-5-BL is std. hardware for towers  
*towers not shown with standard hardware*

*\*choose a different hardware - no upcharge\**

*Shown in Queen Size,  
Oak with Driftwood stain*

Bed Cabinet:

Twin: 47½" W x 20¾" D x 81½" H

Full: 62½" W x 20¾" D x 81½" H

Queen: 71¼" W x 20¾" D x 86½" H

Short Side Cabinet: 21½" W x 19¾" D x 35" H

Tall Side Cabinet: 21¼" W x 19½" D x 76¼" H



71¼" cabinet

69½" bed only



*Tall cabinet with adjustable shelves*



*Pop-out Rail standard*





# Trail Wall Unit

## IT-203

Trail Wall Unit  
standard with flush drawer fronts  
& doors, pop-out rail,  
undermount soft close slides,  
wood knobs, & 2 adj. shelves

*\*choose a different hardware - no upcharge\**

*Shown in Queen Size,  
Oak with Earthtone stain*

Twin: 88" W x 19½" D x 76¼" H

Full: 101½" W x 19½" D x 76¼" H

Queen: 108½" W x 19½" D x 76¼" H

King: 124½" W x 19½" D x 76¼" H

Cal. King: 120½" W x 19½" D x 76¼" H



USE WITH YOUR CHOICE  
OF PLATFORM BED



*Pop-out Rail standard*



*Shown with IT-306 Platform Bed*



# Trail Wall Unit

## IT-204

Trail Wall Unit  
standard with flush drawer fronts,  
pop-out rail, undermount soft close  
slides, and wood knobs

*\*choose a different hardware - no upcharge\**  
Shown in Queen Size, Oak with Carbon stain



Twin: 86½" W x 18¾" D x 56" H  
Full: 100" W x 18¾" D x 56" H  
Queen: 107" W x 18¾" D x 56" H  
King: 123" W x 18¾" D x 56" H  
Cal. King: 119" W x 18¾" D x 56" H

USE WITH YOUR CHOICE  
OF PLATFORM BED



*Pop-out Rail standard*



*Shown with IT-302 Platform Bed*



# Trundle

**IT-205**

Trundle  
with casters

3" from floor to where mattress sits  
*Shown in Twin Size, Oak*

75" L x 40" D x 8" H



*Shown with IT-402 Mission Day Bed  
in Brown Maple with Golden Pecan stain*

# Trundle



# Storage Footboard & Platform Beds



**IT-301** Storage Footboard ..... pg 138

**IT-302** Platform Bed..... pg 139

**IT-302-1** Platform Bed..... pg 140

**IT-304** Platform Bed..... pg 141

**IT-305** Platform Bed..... pg 142

**IT-306** Platform Bed..... pg 143

**IT-307** Platform Bed..... pg 144

**IT-308** Platform Bed..... pg 145



# Storage Footboard

**IT-301**

## Storage Footboard

wood knobs standard

*\*choose a different hardware - no upcharge\**

**standard undermount soft close slides**

*Shown in Queen Size,*

*QSWO with Michaels Cherry stain*

Twin: 45 $\frac{1}{4}$ " W x 78 $\frac{1}{4}$ " L x 16 $\frac{1}{2}$ " H

Full: 58 $\frac{3}{4}$ " W x 78 $\frac{1}{4}$ " L x 16 $\frac{1}{2}$ " H

Queen: 65 $\frac{3}{4}$ " W x 83 $\frac{1}{4}$ " L x 16 $\frac{1}{2}$ " H

King: 81 $\frac{3}{4}$ " W x 83 $\frac{1}{4}$ " L x 16 $\frac{1}{2}$ " H

Cal. King: 77 $\frac{3}{4}$ " W x 87 $\frac{1}{4}$ " L x 16 $\frac{1}{2}$ " H

**CHOOSE YOUR  
FAVORITE HEADBOARD**



*Shown with IT-504  
Empire Bookcase Headboard*

# Storage Footboard



# Platform Bed

**BEST  
SELLER**

**IT-302**

## Platform Bed

toe kick, 2 drawers per side &  
wood knobs standard

*\*choose a different hardware - no upcharge\**

**standard undermount soft close slides**

*Shown in Queen Size, Oak with Carbon stain*

14" overall height  
mattress sits at 12 $\frac{3}{4}$ " off floor

**CHOOSE YOUR FAVORITE  
HEADBOARD AND FOOTBOARD**



**ADD THE PLATFORM  
TO ANY BED**

Twin: 43 $\frac{3}{4}$ " W x 75 $\frac{1}{2}$ " L

Full: 57 $\frac{1}{4}$ " W x 75 $\frac{1}{2}$ " L

Queen: 64 $\frac{1}{4}$ " W x 80 $\frac{1}{2}$ " L

King: 80 $\frac{1}{4}$ " W x 80 $\frac{1}{2}$ " L

Cal. King: 76 $\frac{1}{4}$ " W x 84 $\frac{1}{2}$ " L



15" from front of  
headboard to the first drawer



Privacy Panel comes standard  
with Built-In Drawer Box



Shown with  
**ITTR-059 Trestle Bed**



# Platform Bed

**NEW**

**IT-302-1**

## Platform Bed

toe kick, 2 drawers per side &  
wood knobs standard

*\*choose a different hardware - no upcharge\**

**standard undermount soft close slides**

*Shown in Queen Size,  
Oak with Golden Pecan stain*

19¼" overall height  
mattress sits at 18" off floor

Twin: 42¼" W x 75½" L  
Full: 55¾" W x 75½" L  
Queen: 62¾" W x 80½" L  
King: 78¾" W x 80½" L  
Cal. King: 74¾" W x 84½" L

**CHOOSE YOUR FAVORITE  
HEADBOARD AND FOOTBOARD**



*Shown with ITBC-057  
Boulder Creek HB only*



*Shown with ITBC-057  
Boulder Creek bed*



*Bed*



# Platform Bed



Queen or King Size in Brown Maple,  
Oak or Rustic Hickory ONLY

**CHOOSE YOUR FAVORITE  
HEADBOARD AND FOOTBOARD**



**IT-304**

Platform Bed

toe kick & wood knobs standard

*\*choose a different hardware - no upcharge\**

**standard undermount soft close slides**

*Shown in Queen Size,*

*Rustic Hickory with Golden Harvest stain*

14" overall platform height  
mattress sits at 12 $\frac{3}{4}$ " off floor

Twin: 43 $\frac{3}{4}$ " W x 75 $\frac{1}{2}$ " L

Full: 57 $\frac{1}{4}$ " W x 75 $\frac{1}{2}$ " L

Queen: 64 $\frac{1}{4}$ " W x 80 $\frac{1}{2}$ " L

King: 80 $\frac{1}{4}$ " W x 80 $\frac{1}{2}$ " L

Cal. King: 76 $\frac{1}{4}$ " W x 84 $\frac{1}{2}$ " L



Shown with **ITBC-057**  
Boulder Creek HB only



Shown with **ITBC-057**  
Boulder Creek bed



Bed



# Platform Bed

**IT-305**

## Platform Bed

toe kick & wood knobs standard

*\*choose a different hardware - no upcharge\**

**standard undermount soft close slides**

*Shown in Queen Size,  
Oak with Lite Asbury stain*

14" overall platform height  
mattress sits at 12 $\frac{3}{4}$ " off floor

Twin: N/A

Full: 57 $\frac{1}{4}$ " W x 77 $\frac{1}{4}$ " L

Queen: 64 $\frac{1}{4}$ " W x 82 $\frac{1}{4}$ " L

King: 80 $\frac{1}{4}$ " W x 82 $\frac{1}{4}$ " L

Cal. King: 76 $\frac{1}{4}$ " W x 86 $\frac{1}{4}$ " L

**CHOOSE YOUR  
FAVORITE HEADBOARD**



*Fake drawer fronts on both sides*

# Platform Bed



# Platform Bed

**BEST  
SELLER**

**IT-306**

## Platform Bed

toe kick & wood knobs standard

*\*choose a different hardware - no upcharge\**

**standard undermount soft close slides**

*Shown in Queen Size,  
Oak with Earthtone stain*

19¼" overall platform height  
mattress sits at 18" off floor

Twin: 42¼" W x 75½" L

Full: 55¾" W x 75½" L

Queen: 62¾" W x 80½" L

King: 78¾" W x 80½" L

Cal. King: 74¾" W x 84½" L

**CHOOSE YOUR FAVORITE  
HEADBOARD AND FOOTBOARD**



*Shown with **ITBC-057**  
Boulder Creek HB only*



*Shown with **ITBC-057**  
Boulder Creek bed*



*Combo Treasure  
Drawer option*



# Platform Bed

**IT-307**

## Platform Bed

toe kick standard

**standard undermount soft close slides**

*Shown in Queen size,  
Oak with Almond stain*

19¼" overall platform height  
mattress sits at 18" off floor

Twin: N/A

Full: 57½" W x 77½" L

Queen: 64½" W x 82½" L

King: 80½" W x 82½" L

Cal. King: 76½" W x 86½" L

available in all wood species

**CHOOSE YOUR  
FAVORITE HEADBOARD**



*Combo Treasure Drawer option*



*Footboard end features:  
Full/Queen – 1 large drawer  
King – 2 separate drawers*



*Shown with **IT-506**  
Bookcase Headboard*



# Platform Bed

**NEW**

**IT-308**

## Platform Bed

toe kick, 1 drawer per side &  
wood knobs standard

*\*choose a different hardware - no upcharge\**

**standard undermount soft close slides**

*Shown in Queen Size, Oak with Sandstone stain*

20 $\frac{3}{4}$ " overall height  
mattress sits at 18" off floor

Twin: 42 $\frac{1}{4}$ " W x 75 $\frac{1}{2}$ " L  
Full: 55 $\frac{3}{4}$ " W x 75 $\frac{1}{2}$ " L  
Queen: 62 $\frac{3}{4}$ " W x 80 $\frac{1}{2}$ " L  
King: 78 $\frac{3}{4}$ " W x 80 $\frac{1}{2}$ " L  
Cal. King: 74 $\frac{3}{4}$ " W x 84 $\frac{1}{2}$ " L



Shown with **ITFN-075**  
Finland HB only



Shown with **ITFN-075**  
Finland bed

Bed







# Day Beds



**IT-401** Dumont Day Bed ..... pg 149

**IT-402** Mission Day Bed ..... pg 150

**IT-403** Panel Day Bed..... pg 151

**IT-404** Sleigh Day Bed..... pg 152

# Day Beds







# Dumont Day Bed

**IT-401**

## Dumont Day Bed

standard with plywood base

*Shown in Rustic Rough Sawn Brown Maple  
with Almond stain #10 sheen*

83½" W x 44¾" D x 44¼" H



# Dumont Day Bed



# Mission Day Bed

**IT-402**

Mission Day Bed


standard with plywood base

Shown in Brown Maple with

Golden Pecan stain

**BEST  
SELLER**

87" W x 43¾" D x 44" H



# Mission Day Bed



# Panel Day Bed

**IT-403**

## Panel Day Bed

standard with plywood base

*Shown in Brown Maple  
with American Antique stain*

83½" W x 43¾" D x 44" H



# Panel Day Bed



# Sleigh Day Bed


**IT-404**

Sleigh Day Bed

standard with plywood base

Shown in Oak with Antique Slate stain

86" W x 41 $\frac{3}{8}$ " D x 43 $\frac{3}{4}$ " H



Shown with Trundle

# Sleigh Day Bed



# Bookcase Beds



- IT-501** Bookcase Bed ..... pg 154
- IT-502** Bookcase Bed ..... pg 155
- IT-503** Boulder Creek Bookcase Bed ..... pg 156
- IT-504** Empire Bookcase Bed ..... pg 157
- IT-505** Lexington Bookcase Bed ..... pg 158
- IT-506** Bookcase Bed ..... pg 159
- IT-507** Old Classic Sleigh  
Bookcase Bed ..... pg 160

# Bookcase Beds



# Bookcase Headboard

**IT-501**

## Bookcase Headboard

Shown in Queen Size,  
**ITLF-10** footboard,  
Oak with Earthtone stain

HB 9" deep x 43" high


Twin: 45½" W x 86¾" L

Full: 59" W x 86¾" L

Queen: 66" W x 91¾" L

King: 82" W x 91¾" L

Cal. King: 78" W x 95¾" L



Sliding doors

# Bookcase Headboard



# Bookcase Headboard

**BEST  
SELLER**

**IT-502**

## Bookcase Headboard standard undermount soft close slides

*Shown in Queen Size, ITLF-10 footboard,  
Oak with Earthtone stain*

HB 12" deep x 52½" high

Twin: 45½" W

Full: 59" W

Queen: 66" W

King: 82" W

Cal. King: 78" W



**COMBINE WITH ANY  
PLATFORM OR FOOTBOARD  
FOR COMPLETE BED.**



*Standard  
features  
on both  
sides of  
headboard*



34"



*Optional hidden drawer*



*Shown with **IT-306**  
platform*



# Boulder Creek Bookcase

**IT-503**

Boulder Creek

Bookcase Headboard

**standard undermount soft close slides**

*Shown in Queen Size, ITBC-057 footboard,  
Rustic Hickory with Golden Pecan Stain*

HB 12" deep x 70" high

Twin: 45½" W

Full: 59" W

Queen: 66" W

King: 82" W

Cal. King: 78" W



**COMBINE WITH ANY  
PLATFORM OR FOOTBOARD  
FOR COMPLETE BED.**



*Standard  
features on  
both sides of  
headboard*



34"



*Optional  
hidden  
drawer*



# Empire Bookcase

**IT-504**

## Empire Bookcase Headboard

**standard undermount soft close slides**  
*Shown in Queen Size, IT-301 Storage Footboard,  
Oak with Tavern stain*

HB 12" deep x 70½" high

Twin: N/A  
Full: 66¾" W  
Queen: 73¾" W  
King: 89¾" W  
Cal. King: 85¾" W



**COMBINE WITH ANY  
PLATFORM OR FOOTBOARD  
FOR COMPLETE BED.**



*Optional  
hidden  
drawer*



# Lexington Bookcase



**IT-505**

## Lexington Bookcase Headboard

**standard undermount soft close slides**

*Shown in Queen Size, IT-304 Platform Bed,  
Brown Maple with Golden Brown stain*

HB 12" deep x 68½" high

Twin: N/A

Full: 63" W

Queen: 70" W

King: 86" W

Cal. King: 82" W

**COMBINE WITH ANY  
PLATFORM OR FOOTBOARD  
FOR COMPLETE BED.**





# Bookcase Headboard

**IT-506**

**Bookcase Headboard**  
standard undermount soft close slides  
and horseshoe hangers

*Shown in Queen Size, **LF-10** footboard,  
Rustic Rough Sawn Brown Maple with  
Almond stain #10 sheen*

HB 14 $\frac{1}{4}$ " deep x 56" high

Twin: 51 $\frac{1}{8}$ " W  
Full: 64 $\frac{5}{8}$ " W  
Queen: 71 $\frac{5}{8}$ " W  
King: 87 $\frac{5}{8}$ " W  
Cal. King: 83 $\frac{5}{8}$ " W



available in all wood species  
options: strip light with touch dimmer,  
soft close mechanism on sliding doors

**COMBINE WITH ANY PLATFORM OR  
FOOTBOARD FOR COMPLETE BED.**



*Standard  
features on  
both sides of  
headboard*



*Lift-up lid*



*Shown with **IT-307**  
Platform Bed*



*Optional strap-style hangers.*



*Pop-up power strip/USB port*



# Old Classic Sleigh Bookcase

**IT-507**

## Old Classic Sleigh Bookcase Headboard

*Shown in Queen Size,  
Oak with Michaels Cherry Stain*

HB 58¼" - FB 35"

Twin: 43" W x 94" L

Full: 56½" W x 94" L

Queen: 63½" W x 99" L

King: 79½" W x 99" L


Cal. King: 75½" W x 103" L



# Old Classic Sleigh



# Bunk Beds



**IT-601** Ladder Bunk Bed ..... pg 163

**IT-602** Mission Bunk Bed ..... pg 164

**IT-603** Shaker Bunk Bed ..... pg 165

**IT-604** Houston Bunk Bed ..... pg 166

# Bunk Beds







# Ladder Bunk

**BEST  
SELLER**

**IT-601**

## Ladder Bunk Bed

*Shown in Twin/Twin,  
Oak with Smoke stain*

Twin/Twin Size:

43 $\frac{1}{8}$ " W x 80" L x 62" H

Twin/Full Size:

56 $\frac{1}{8}$ " W x 80" L x 62" H

Twin/Queen:

63 $\frac{3}{8}$ " W x 85" L x 62" H

Full/Full Size:

56 $\frac{1}{8}$ " W x 80" L x 62" H

Full/Queen:

63 $\frac{3}{8}$ " W x 85" L x 62" H



# Ladder Bunk



# Mission Bunk

**IT-602**

## Mission Bunk Bed

*Shown in Twin/Full Size,  
Oak with Asbury stain*

Twin/Twin Size:  
48¾" W x 81" L x 68" H

Twin/Full Size:  
62¼" W x 81" L x 68" H

Full/Full Size:  
62¼" W x 81" L x 68" H

Twin/Queen:  
69¼" W x 86" L x 68" H

Full/Queen:  
69¼" W x 86" L x 68" H



# Mission Bunk



# Shaker Bunk

**IT-603**

## Shaker Bunk Bed

*Shown in Twin/Full Size,  
Oak with Old Museum stain*

Twin/Twin Size:

45 $\frac{1}{4}$ " W x 81" L x 68" H

Twin/Full Size:

58 $\frac{3}{4}$ " W x 81" L x 68" H

Twin/Queen:

65 $\frac{3}{4}$ " W x 86" L x 68" H

Full/Full Size:

58 $\frac{3}{4}$ " W x 81" L x 68" H

Full/Queen:

65 $\frac{3}{4}$ " W x 86" L x 68" H



# Shaker Bunk



# Houston Bunk

**IT-604**

## Houston Bunk Bed

True mortise & tenon /  
wood pin construction

*Shown in Twin/Twin Size, Rustic Rough Sawn  
Brown Maple with Tavern stain #10 sheen*

Twin/Twin Size: 50 $\frac{1}{4}$ " W x 86 $\frac{3}{4}$ " L x 68 $\frac{1}{4}$ " H	Full/Queen: 70 $\frac{3}{4}$ " W x 91 $\frac{3}{4}$ " L x 68 $\frac{1}{4}$ " H
Twin/Full Size: 63 $\frac{3}{4}$ " W x 86 $\frac{3}{4}$ " L x 68 $\frac{1}{4}$ " H	Queen/Queen: 70 $\frac{3}{4}$ " W x 91 $\frac{3}{4}$ " L x 68 $\frac{1}{4}$ " H
Full/Full Size: 63 $\frac{3}{4}$ " W x 86 $\frac{3}{4}$ " L x 68 $\frac{1}{4}$ " H	



# Houston Bunk



# Indian Trail

FURNITURE

©2025 | March 11, 2025







# Indian Trail

FURNITURE



**ITE-080** Empire  
Wood: Brown Maple or Oak | Size: King



**ITBC-057** Boulder Creek  
Wood: Rustic Hickory or Oak | Size: King or Queen



**ITFN-075** Finland  
Wood: Brown Maple or Oak | Size: King or Queen



**ITL-082** Lexington  
Wood: Brown Maple | Size: King or Queen



**ITHU-088-79** Houston  
Wood: Rustic Rough Sawn Brown Maple | Size: King or Queen